



MINISTRY OF FOREST AND RESEARCH



2013 ANNUAL REPORT





SOLOMON ISLANDS
GOVERNMENT

MINISTRY OF FOREST AND RESEARCH

2013 ANNUAL REPORT

**P.O Box G24, HONIARA
SOLOMON ISLANDS**

6TH JUNE 2014

TABLE OF CONTENTS

DRAFT

ACKNOWLEDGEMENT

Words of Acknowledgment is hereby granted to the following

*Hon. Minister of Forests and Research
The Permanent Secretary
The Commissioner of Forests*

*Hon Dickson Mua
Mr. Barnabas Anga
Mr. Reeves Moveni*

For the Leadership, Supervision and Directions of the Ministry and functions

To the Under Secretaries, Deputy Commissioners, Human Resource Manager, Financial Controller as head of Divisions that ensure Divisions and Sections are functioning and outputs are produced.

Forest officers, Forest Extension Officers and Workers

All line Ministries

Resource Owners

Industries

Funding agencies

National, Regional and International Agencies

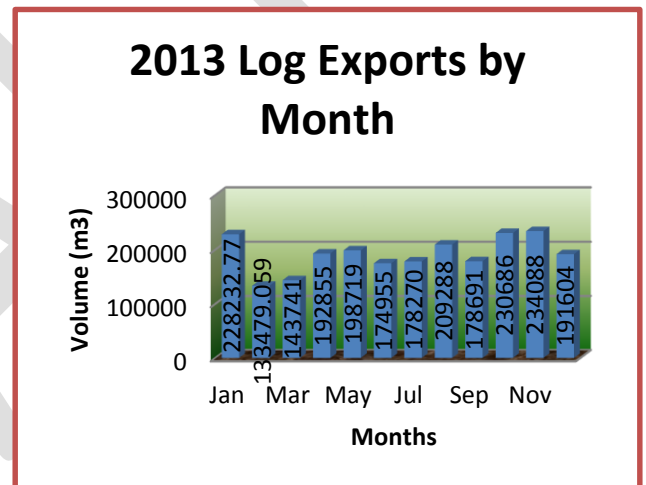
And all Stakeholders

EXECUTIVE SUMMARY with SNAP SHOTS OF THE FORESTRY SECTOR

This report has been produced to show the involvement of the Ministry of Forestry and Research in various activities designed to deliver services in the forestry sector in 2013. It also reflects that the ministry will need to improve in its service delivery to fulfill its vision and mission statements. To become a highly respected forestry regime draws a great deal in terms of professional outputs in an ever increasing demand for transparency and accountability both at the national and international levels. In pursuing previous challenges and the need for improvements, section 10.4 in the ministry corporate plan 2011—2014, the projected targets for 2013 are:

- Revisit the Forests Bill 2004 by wider stakeholder and public consultation and obtain Cabinet endorsement.
- Assist and support communities and families to carry out small scale forest plantation development on their customary lands
- Monitor timber milling practices and encourage active participation
- Promote and encourage timber testing and analysis
- information
- Restoration of National Herbarium specimens from Suva;
- Provide training in skills gap
- Provide reliable timber marketing
- Improve monitoring of logging activities
- Update national data inventory of SI forests.
- Cooperate with stakeholders to facilitate UN REDD+
-

In order to become more competitive, cooperation with international and regional agencies on research and upgrading of equipment and excellence has been maintained by the reforestation division, downstream processing and national Herbarium. The creation of two new posts for the UNREDD + reflects upon the ministry's serious involvement to provide support in areas of potential benefit.



Foreword by the Hon. Minister



Hon. Dickson Mua (MP)
Minister for Forestry

2013 has been another challenging year for the forestry ministry. Though political stability for the last three years has enabled consistency in policy goals for the sector, the predicted decline in logging as the main revenue earner for the government is now sending signals for reforms to tackle the likely challenges by way of other options and improvements to the current work force practices. The Ministry of Forestry and Research will be gearing to face these challenges by internal reorganization that aims to create efficiency, gap filling, provision of incentives, and the creation of a work force that has the capability to deliver with relevant knowledge and skills. Selected participation in various government task forces will address likely options to take as natural downward.

Achieving ministry goals depends very much on the resources available and in particular, the ability of the workforce to deliver. Any reform must therefore focus attention on the current strength of the human resources and pay attention to any existing gaps and create the necessary skills needed to produce outputs.

Increasingly, there should be internal adjustments constantly done with changing environments and this is one situation that requires critical review to be able to make these adjustments. Looking at the big picture, revenue generation for the last decade has been more or less one sided, the forestry sector being heavily relied on with little attention made on the short term for filling the gap when forest resources become depleted and revenue from logging begins to slow down.

The challenge for this ministry is taking on new options, some of which have already begun some five years back, and consolidating our efforts on these to realize their outcomes in the not too distant future. I pay attention to reforestation and downstream processing which are currently being pursued vigorously by the relevant staff of the ministry despite difficulties in funding their project activities. These efforts are environmental friendly and provide for a basis that existing or remaining forests should be harvested at a sustainable rate. There is also the hope that small plantation owners will benefit from their trees in the future while enrichment planting on logged over areas will continue to support vegetation growth and restoration of ecosystems. The government is seriously supporting reforestation by injecting annual subsidies to rural out growers despite budgetary constraints.

There are also challenges to the existing operations activities. Monitoring of log shipments has its own disadvantages due to unclear lines of responsibility between customs and the log inspectors of this ministry. Many log ships take off with their cargo without being checked by forestry officials. It should be mandatory that all loading of logs will not proceed until a forestry official is available to conduct the necessary 100% or 10% checks.

There are also other issues that the ministry has taken on board to capture future benefits for the country such as Carbon Trading which has seen a lot more involvement of ministry officials during the year. The ministry has created two new positions to cater for this very important issue. Participating in the carbon trade is expecting significant revenue in the future.

We expect to increase our links to stakeholders more in the future, particularly, partnerships with other ministries and international organizations on research to be able to maintain quality and professionalism in the work of the ministry. With other ambitious ideas, we like other ministries depend on the financial resources to carry out our activities. Financial predictions for 2014 looks very bleak, however, I hope my officials will again make every effort to succeed despite such constraints. In this regards, I like to acknowledge the hard work of all staff for the part each one played during 2013.

Hon. Dickson Mua MP
Minister
Ministry of Forest and Research

Review by the Permanent Secretary

DRAFT

OFFICE OF THE COMMISSIONER OF FOREST

Statement – Role/Functions Office of the Commissioner of Forest Resources

The office of the Commissioner of Forest Resources is mandated to administer and execute the statutory functions and powers under the Forest Resources and Timber Utilization Act [Cap 40]. This is to ensure that proper legal process and technical evaluation is followed in the issuance and management of the forest harvesting licences, prosecution of offences against the Act and proper implementation of measures to protect landowners' rights. Furthermore, the Commissioner of Forest Resources administers and executes the requirements of the Solomon Islands Code of Logging Practice to ensure sound and environmental sensitive logging activities.

The office of the Commissioner also provides an overall management of the technical Divisions within the Ministry of Forest and Research in terms of strategic direction and organizational planning, staff management and discipline, financial control including development of annual budgets in consultation with the Permanent Secretary, care and maintenance of assets and consultation with the HRM overseeing the development and implementation of training and staff development programs for Division staff.

It also provide and efficient and productive interface between the technical bureaucracy of the Forests Division and the political framework of the Solomon Islands Government in particular provision of technical input to policy formulation and forestry legislation, technical advice to the Permanent Secretary and the Minister and ensuring the technical Division operates within the Government policy framework and interacts appropriately with other Government ministries, levels of government and regional bodies and organizations. Besides, maintaining effective liaison communication and dialogue with timber industry representatives, non-Government organizations, customary landowners and other forestry stakeholders.

Reeves Moveni

Commissioner of Forest

CHAPTER 1 MINISTRY OF FOREST AND RESEARCH OVERVIEW

1.1 The Forest Resource in Solomon Islands

Forests Resources is important to Solomon Islands. . People have depended on the forest for their livelihood and sustenance. Over the past decades, Solomon Island relied heavily on the harvesting of commercial timber trees for export and other forest development activities that resulted in degradation due to unsustainable logging, commercial agriculture and infrastructure development. An urgency remain, that a collaborative approach shall be establish to implement appropriate policies and management framework to promote sustainable Forest Management initiatives, programs and activities.

The Forestry Sector is a key contributing sector in the country's development process. It contributes substantially to GDP growth, government revenue through export duty, and job creation, especially in the rural areas. Consequently, there is concern however about the current unsustainable timber harvesting through logging in the country and the likely adverse impact on the economy, if current trends continue unaddressed. Under the National Forest Policy, priority programs includes encouraging private existing investors to participate in implementing a comprehensive downstream processing strategy and plantation development and reforestation.

A comprehensive collaborative partnership between all stakeholders, indigenous Communities, National Government Agencies, Forest Industries, Civil Society Organizations, regional and international development partners is required for the best appropriate actions and practices to ensure sustainable maximum benefit to people, state and the environment.

BACKGROUND

Solomon Islands is a double chain archipelago in South-West Pacific located between longitude 155° and 170° and latitude 5° to 12° south. It consists of 990 islands with a total land area of 28,000 square kilometers. It is a tropical country with plenty of sunshine and a hot humid climate with high precipitation between 3,000 to 5,500 mm per annum. Temperature fluctuates between 24°C to 34°C, all year round. It has a population of 500,000 with 85 % live in the rural areas.

Solomon Islands has a very rich vegetation cover (tropical rainforest) covering some 80% of the total land area and constitute to about two million hectares of which only 30% is considered to be commercial forests. It consists of six main vegetation types, namely **(a)** Grassland and other non-forest areas, **(b)** Saline Swamp forest, **(c)** Freshwater Swamp and Riverine forest, **(d)** Lowland rainforest, **(e)** Hill forests and **(f)** Montane forest.

These vegetation types has constituted about 5,000 of plant species some of which are found only in our forest, others have significant cultural, traditional, construction, artifacts and medicinal properties. There are also species that important to maintain natural forest state and resilience to adverse climatic extreme conditions. The forest, apart from providing wood and wood production, serve other important functions such as, wood for energy, non wood forest products, recreation, watershed conservation, biodiversity conservation and the sequestration of Carbondioxide from the atmosphere.

The Forests in Solomon Islands is owned by the people and has been associated with Land, traditions, customs and livelihood. People have depended on the forest for their livelihood and will continue to benefit livelihood in the future. The sad fact is the rapid deforestation and degradation due unsustainable logging, commercial agriculture and infrastructure development.

Ministry structure and functions

The Ministry of Forest and Research under Government policy directives and strategy having high consideration and concern of the rapid exploitation of the timber extraction, redirects focus and priority into development programs enhancing sustainability. Though progress and pace on the ground seems slow moving, hugh potential areas have been identified and incorporated into the corporate plan and development plans to fully addressed and implemented. These development programs and strategies aims to sustain the beneficial aspect of the forest to the economy, environment and the livelihood of many Solomon Islanders and resource owners and custodian of the forest. This can be fully achieve and accomplish through the process of Stakeholder Engagement and Forest Intergration Management Approach.

The Ministry of Forest and Research identified and undertake the four main development areas as follows.

- a. **Sustainable plantation development strategy**
- b. **Sustainable Forest Utilization and Downstream Processing Strategy**
- c. **Forest Convention Integration Management Strategy**
- d. **Institutional Strengthening and Capacity Building Strategy**

Having adopted the above development strategic programs, the Ministry have structured itself to accommodate and implement the functions and activities under these strategic focus areas. Hence, as of 2009 and 2010, undertook a major restructuring exercise and structured into five main technical divisions

The FOREST RESOURCE MANAGEMENT AND TECHNICAL SERVICES DIVISION	FRMTSD
The FOREST INDUSTRIES DIVISION	FID
The FOREST PLANTATION DEVELOPMENT AND REFORESTATION DIVISION	FPDRD
The TIMBER UTILIZATION AND PROCESSING DIVISION	TUPD
The NATIONAL HERBARIUM AND BOTANICAL GARDEN DIVISION	NHBGD

In the National Forest Integration Management approach, the reliance and dependancy to round log export as the main development undertaking addressed and dealt with. The focus is shifted to value added products, non timber products and environment conservation and management. This is more appropriate to rural forest owners and have huge potentials to benefit all stakeholders. Its is the new direction of the Forestry Sector in the Solomon Islands.

1.2 Principle Statements

Mandate:

- Legislative mandate is derived from the 'Forest Resources and Timber Utilization Act [cap 40].and Regulations
- Statutory Authority: North New Georgia Timber Corporation Act (1979).

Policy Statement:

the harvesting of forest resources at a sustainable rate with fair returns to landowners and the government and the replanting and care for the environment including promotion of all protected areas and to ensure Solomon Islands receive fair return on the export of round logs that reflect true international market value.

Vision

To become a highly respected forest agency with the professional competency to manage the forest resources of Solomon Islands in perpetuity.

Mission

The Mission of the Ministry of Forests is to utilize, conserve and manage the forest resources for the continuing benefit to the environment and the people of Solomon Islands.

Goals

- ◆ To facilitate and promote sustainable management regimes of natural forest harvesting
- ◆ Promote and Encourage industrial and smallholder plantation reforestation to ensure landowners and Solomon Islands Government receive maximum benefit from utilization of available resources.
- ◆ Downstream processing

WHAT WE HAVE.

1. OUR CULTURE

to uphold the values of the Solomon Islands Public Service and its Code of Conduct. To achieve our goals, we aspire to be:

- ◆ **LEADERS**— To tackle important issues;
- ◆ **CREATIVE**— we are open to doing things differently to

- ◆ **FUTURE THINKERS**— we expect and adjust to new circumstances
- ◆ **COMPASSIONATE**— Being cautious of our impact on others;
- ◆ **RESPONSIVE**— We make things happen;
- ◆ **COLLABORATIVE**— we build on partnerships for success

2. CORE VALUES

- ◆ International best practices of forestry regimes;
- ◆ Equity and fairness;
- ◆ Openness and consultation;
- ◆ Professional standards
- ◆ Providing valued stakeholder services

3. OUR STAKEHOLDERS

Local: National Government, Provincial governments, Forest Industries, Resource owners, Public;

International: SPC, UN Agencies, Pacific Islands Forum Secretariat (PIFS), World Wide Fund for Nature (WWFN), Conservation International (CI), Global Environment Facility (GEF), JICA, KOICA, AusAID through ACIAR, PHARMA.

1.3 Organization and Management

Provide administrative and financial support services to the technical divisions:

- Establish human resources information system for the ministry
- Provide an effective performance management system
- Recommend awards and benefits based on merit
- Establish an asset inventory register for the ministry
- Ensure all procurement is made in accordance with FI
- Provide monthly financial updates for the Permanent Secretary
- Prepare annual budget in consultation with all Divisions and other stakeholders

1.3.1 Structure and Work Force

The Permanent Secretary of the Ministry is the accounting officer with an oversight responsibility for all ministry functions. He is supported by two undersecretaries for Administration and Technical matters. The biggest challenge ahead is making forestry issues work for the 21st century within a policy framework that fully captures the competing interests of stakeholders, international agencies, local land issues and environmental concerns. The benefits forests would make to support alleviation of poverty as a key UN mandate and the sector's contribution to sustaining the national economy requires professional capacity to push new approaches in addition to Reforestation and Down Stream processing.

For many observers, unsustainable logging over the years has caused much deforestation with widespread land degradation and therefore the new approach is to encourage sustainable harvesting through Downstream Processing and encourage reforestation on small scale basis. These priorities will continue to require right skilled people, particularly at the provincial level where the resources are located.

The ministry must now move into re-prioritizing its workforce by right sizing in order to meet the new challenges. Our response to new opportunities such as REDD+ has been to establish two new positions with the FMST division and budgetary support for preparatory work in the provinces. On the general work force register, a whole approach to restructuring would be able to determine the right level of human resources against the new priorities. The current structure is characterized by inefficiency from the top to the lowest level as the lines of responsibility are sometimes not compatible and the existence of huge gaps between the supervisory roles and their subordinates which offer little or no incentives in terms of career advancement. While it has been argued that low turnover from implementation has been due to insufficient staff, it could also be countered that a well- defined structure with less staff with the right skills, experience and qualifications is capable of delivering according to expectations.

Attempts to carry out a restructuring in 2013 has not been very successful as the final recommendations did not meet with everyone's agreement and there is also need for external professional support to ensure such restructuring meets with minimum standards. It is proposed that this will continue in 2014 with the hope of fulfilling the many expected improvements.

In the longer term, it is expected that policies, legislation and institutions are aligned to promote objectives and by that, sufficient resources are available to make it happen. Human Resources for the 21st

century must be well equipped to move into more sophisticated forest activities which encompass a wider sector approach.

1.3.2 Work Force

The current work force register is as shown in table 1.1 below.

Table 1.1 *Composition by gender as at 31st December 2013*

Division	Total Number	Male Number	Female Number	Vacant Number
HQ & Administration	27	18	7	2
Finance	3	2	1	
Forest Management & Technical Services (FRMTS)	16	11	4	1
National Herbarium & Botanical Gardens (NHBG)	9	5	4	
Forest Industries	46	34	6	6
Utilization	9	6	3	
Forest Development and Reforestation (FDRD)	60	45	9	6
Permanent Posts	170	121	34	15
Non-permanent posts				
Grand Total	170	121	34	15

1.3.3 Work force register

Table 1.2 *Composition by Divisions*

Division	Male	Female	Total
HQ	18	7	25
Commissioner of Forests Office	1	1	2
Forest Industries	34	6	40
Utilization	6	3	9
FRMTS	11	4	15
NHBG	5	4	9
FDRD	45	9	54
Total Permanent	120	34	
Total Non-permanent			
Forest Extension Officers	34	3	37
Grand Total	154	37	191

1.3.4 Budget 2013

Recurrent Budget

Account Code	Description	Estimate 2013 (revised)	Actual Expenditure
Head Quarter & Admin			
280-0002	Payroll Total	2,743,371	2,682,637
	Other Charges Total	9,063,033	8,769,295
	Total	11,806,404	11,451,932
Utilization Unit			
280-0266	Payroll Total		
	Other Charges Total	601,840	573,714
	Total	601,840	573,714
Plantation Dev. & Reforestation			
280-0267	Payroll Total	2,545,492	2,226,630
	Other Charges Total	3,610,863	3,341,630
	Total	6,156,355	5,568,261
National Herbarium & Botanical Garden			
280-0268	Payroll Total	769,728	499,640
	Other Charges Total	809,268	694,779
	Total	1,578,996	1,194,419
Forestry Technical & Mngmt Services			
280-0269	Payroll Total	483,607	514,843
	Other Charges Total	757,240	726,811
	Total	1,240,847	1,241,654
Forestry Services			
280-0270	Payroll Total	2,768,002	2,685,555
	Other Charges Total	2,523,984	2,245,474
	Total	5,291,986	4,931,029
TOTALS			
	Payroll Total	9,310,200	8,609,305
	Other Charges Total	17,366,228	16,351,704
	Grand Total	26,676,428	24,961,009

Development Budget

Account Code	Description	Original Development Budget	Development Budget (Revised)	YTD Actual
480-0002-4144-5600	Downstream Processing Program	12,000,000	12,000,000	11,074,807
480-0002-4546-5600	Support to Reforestation Program	17,000,000	17,000,000	14,249,017
480-0002-4911-5600	Rehabilitation and Expansion of Botanical Garden	1,000,000	1,000,000	91,854
480-0002-4912-5600	National Forest Biomass Survey and Carbon Inventor	500,000	500,000	386,279
480-0002-4913-5600	Establishment MAR - 2010 Carbon Plot Re-measurement	400,000	99,500	99,500
	Grand Total	30,900,000	30,599,500	25,901,458

Revenue Budget

Division Account Code	Description	Estimate 2013 (revised)	Actual Expenditure
280-0270-0000-0227	Timber Operation Application Fees	2,375,480	2,734,000
280-0270-0000-0256	Sawmill Operations	214,384	6,600
280-0270-0000-0036	Sale of Publications	357	10,000
	GRAND TOTAL	2,590,221	2,750,600

DRAFT

Chapter 2 SUPPORT SERVICES

2.1 ADMINISTRATION SECTION

1 INTRODUCTION

MOFR Support Services comprises three units; Human Resources unit headed by a Human Resources Manager, Finance unit headed by a Financial Controller, and a newly created Information Technology unit (IT) to become responsible for an ever increasing demand for IT equipment, systems and internet access. These units are answerable to the Undersecretary (Administration) who reports directly to the Permanent Secretary.

1.1 Divisional Goals

The goals of the division are to provide an effective support service to the technical divisions on conditions of service including a wide range of human resource management issues; financial advice, budget, quarterly financial reports, logistics, upkeep of ministry accounts, office maintenance/repairs, transportation, and IT support. These services are directed towards an efficient, effective and consistent service delivery by all divisions of the ministry in keeping with government policy. Specifically, our goals are:

- Provide HR support to the ministry (training, accommodation, payroll, leave, counselling, workforce planning, promotion and confirmation, performance management processes, discipline, retirement etc)
- Apply General Orders (GO) and Financial Instructions (FI) as may be appropriate.
- Administer systems and procedures of the government and MPS in the ministry.
- Clean, maintain and upkeep of office lawns and grounds.
- Ensure transport is available for morning and after hours pick up of staff.
- Provide monthly financial reports and advice on emerging financial issues to the Permanent Secretary and the management team.
- Develop Expenditure and Procurement Plan.
- Provide IT services for the ministry
- Provide support to the office of the Permanent Secretary, Commissioner of Forests and the Hon. Minister when required.
- Collaborate with government ministries, agencies and the public
- Lead ceremonial duties and functions of the ministry
- Coordinate and administer ministry projects where appropriate.

The ministry Corporate Plan 2011 – 2014 articulates some key areas to be addressed during the plan period with the following targets:

- **Human Resources Capacity**

Review current ministry workforce to address the intensity of enforcement and its capacity to monitor logging activities in the country and provide support to reforestation and downstream

processing divisions to ensure that wood flow is increased while encouraging value added products. As commercial logging wood flow slows down, emphasis will be on a likely management regime shift towards reforestation and downstream processing, promotion of non-timber forest products and new opportunities in environmental services such as carbon trade or REDD +.

- **IT and Office Equipment**

Install a reliable server to enable an effective ministry network.

Replace outdated computers and laptops to enable an effective ministry local networking as well as to avoid virus infections on vulnerable information such as licenses, export database, and forestry inventory upgrading which is not fully utilized and equipped to respond appropriately to stakeholders and international agencies. The ministry must adapt multi-antivirus software to protect information stored on computers against malfunctioning.

The anticipated increase in office equipment must be registered so that an inventory is kept and outdated machines are de-registered and tendered for sale. Registration will ensure that the warranty of that office equipment gives a guideline for purchasing budgets of new equipment.

- **Office Repair/Space**

Renovation of offices at the HQ has been completed prior to 2011 which includes a new administration block extension and a newly built reforestation cool storage and office. This has boosted the working environment at the ministry HQ. Any division confronting inadequate space must provide early details so that issues involved may be addressed within available limited resources.

Due to the valuable information stored in a number of offices, it is highly appropriate that office security is seriously improved. Hence a security house is anticipated to be included in the budget.

1.2 Human Resources and Administration Unit

The Human Resources Manager leads the HR unit which has a total of 8 staff including the office cleaner and driver. The HRM's supervisory role extends to one Principle Administration Officer, one Senior Administration Officer, one Administration Officer, two Registry Clerks and two non-established staff.

The role of the unit is primarily dealing with existing and emerging HR issues, administer and manage the ministry payroll, administer registry processes and other MPS and SIG procedures within the Ministry of Forestry and Research on a daily basis. It also ensures that the ministry's functions are relevant in its service delivery in so far as the General Orders (GO), Financial Instructions (FI), Public Service Code of Conduct (COC), the Public Service Commission Regulations and other relevant regulations are applicable from time to time.

2.0 2013 ACTIVITIES AND ACHIEVEMENTS

The following table outlines some of the activities that the unit has progressed in 2013.

Table 2.1 Activities and Achievements in 2013

Activity	Ref to Corporate Plan	Ref to Budget	Achievements	Remarks
Create new posts for REDD+ under FMTS Division	S 10.1 (a) page 15. Human Res Capacity	2014 Work Force Register	Two posts approved by MPS and included in 2014 Work Force Register	
Install a reliable server for improved ministry network	S 10.1 (b) page 16. Office Equipment		New server established direct with Telekom is up and running.	
Fill vacant positions			8 new staff recruited	6 officers in provinces and 2 in HQ.
Administer Annual Leave Roster			All leave taken according to leave roster.	Issue of inadequate provision of travel expenses encountered which delayed leave for many officers.
Monitor payroll		\$9,310,200.00	Actual payroll cost \$8,609,305.00	Expenditure within budget.
Provide capacity support for Registry			Annual processes supported.	Progressed well during reporting period.
Project support		Development projects total \$30,900,000	Total expended \$25,901,458.00.	Provided support in coordination of projects. For details, see report from Finance and accounts.
Facilitate training opportunities for formal qualification and skills upgrade.			Two officers attended long term training at SICHE and PNG	PNG training to progress until 2015 and SICHE training terminated.
Promotions and Confirmations			15 officers were promoted to various positions last year.	15 promotions
Carry out disciplinary action where appropriate			One case recorded and dealt with	Case is work in progress
Administer retirement list			No case during reporting period	
Process Resignation requests			One resignation processed	
Accommodation		Budget - \$2,866,370	55 tenancy agreements processed at cost of \$2,865,410	Many officers were not accommodated due to budget limitation.
Cleaning Services			Done on annual basis	Service provided for the ministry

3.0 ANALYSIS

Based on our targets, activities and achievements, it would be fair to say that the unit has achieved its expected outputs. In terms of opportunities, two new positions have been created in consultation with the MPS to capture REDD+ as a new technical function of the ministry under the Forest Resources Management and Technical Division.

For recruitments, however, the timely collaboration with the relevant divisions is crucial in order to initiate the process well in advance before the end of the financial year. Late requests from divisions to carry out recruitment for their existing vacancies during the early part of the year will often result in unfilled vacancies. The advertisement process should be widely distributed and completed within a reasonable period so as to capture a good range of qualified and skilled candidates. Particularly for the technical divisions, the scarcity of available people in the market can also result in disappointments over not getting the right skilled people. In most cases however, the normal promotional career can take precedence as officers feel free to compete for advancement to higher positions.

A number of issues under this unit are also directly related to the work output of officers in so far as their welfare is concerned. Accommodation, allowances and unaware service conditions are just some incentive oriented benefits which can motivate or demotivate staff once they are not provided. This becomes rather difficult under limited financial provisions with various other competing interests when taking a whole of government approach. As a result, a number of officers in the ministry have unfortunately missed out on joining the list for accommodation in 2013. However, the unit is eager and determined to ensure as far as possible that quality, effective, efficient and timely services are fairly provided in the future.

It is also noted that the previous plan has inadequately addressed capacity building on SIG procedures such as General Orders and other systems. Although IPAM provides various trainings, the internal molding and building of capacities should be systematically provided at the ministry level not only during induction but also for all staff after evaluating and assessing their general attitude and behavior. Such should include simple government procedures, structure and the ministry culture and other capacity issues that are relevant. The unit looks forward to include such training in the next plan.

2.2 ACCOUNTS SECTION

1 Introduction

The Accounts Division provides a supporting role to the core functions of the Ministry in terms of facilitating payments and producing financial reports on the Ministry's budget.

With an Estimate Budget of \$26.676m in 2013 the Ministry was able to implement some of its programs and deliver its services to the general public in line with the Government Policies.

The division has only three staffs, the Financial Controller a Senior Accountant and an Assistant Accountant. Considering the range of activities and programs that the Ministry had to implement, there is a need to increase the manpower to cater for the workload in the division.

2 Activities

Table 2.2 *Activities and Achievements in 2013*

Activity	Ref to Corporate Plan	Ref to Budget	Achievements	Remarks
Process of Payments and Special Imprests			The Ministry did raise 560 Payments and requisition of LPOs together and 83 Special Imprests.	Process of payments can be hindered by delay by Moft in actually paying out those payments.
Maintain proper financial record			All Copies of PVs, LPOs and other financial documents were properly filed.	
Record management			All equipment and other asset purchased were recorded in the Asset Register.	This includes register of imprests' warrants, Imprest AV , Schedules of PVs
Produce Monthly financial reports			Monthly reports were for HODs.	

3 Analysis

Having looked at the activities performed above, the following conclusions can finally be drawn.

The processing of payments involves a time consuming operation in order to comply with FIs. It usually taken about 5 to 20 minutes to process one PV before it is ready for submission to Treasury Division for actual paying.

- The proper filing copies of PVs and their management is being done on an ad-hoc basis as no one has been assigned to carry out the task.
- The registering of physical assets has not been done properly. Although attempts have been made to ensure that all physical assets purchased are properly recorded and maintained.

- The timely production of monthly financial reports have been hindered by the rather slow pace by responsible Staff in Treasury (FFMS) to provide timely information for GL and FA on both the Recurrent and Development Budgets for purposes of reconciling the financial transactions made with the Ministry's Commitment cards.
- The proper assignment of responsibilities between the 3 staff can go long way in reducing the time spent in the processing of payments per day. For instance, part of the responsibility of the Assistant Accountant would be to process PVs, make follow-ups at Treasury and the registering of equipment/assets and the filing away of copies of PVs, S/Imprests etc. The Senior Accountant to be responsible for Bank Reconciliation, the checking & retirement of S/Imprests and report monthly.

4 Suggestion for improvement

- Need to have a vehicle for the Accounts to fast track PVs at Treasury
- Need to have additional staff to cater for workload

Chapter 3 FOREST RESOURCE MANAGEMENT AND TECHNICAL SERVICES DIVISION

The approved structure for 2011 establishment for Ministry of Forestry and Research is divided and headed by four (4) Deputy Commissioners. The Forest Resource Management, Technical Services and Licensing Division (FRMTL) is an existing Division under the Ministry of Forestry and Research and is one of the approved four(4) Division's to be headed by a Deputy Forest Commissioner.

This Division is responsible for the management and execution of certain delegated responsibilities of the forest resources in the country. The coverage of responsibilities under the Forest Resource Management, Technical Services and Licensing Division is divided into three (3) specific sections with key areas. These are the Policy Planning and Technical Services Section, Enforcement Section and the Licensing Section. The Division is mandated to achieve the Policy Strategies of the Government within the delegated responsibility and competency to manage the forest resources of Solomon Islands in perpetuity by ensuring that future generations of Solomon Islands continue to receive maximum advantage with higher returns from their resource.

The Division's role is important in ensuring sustainable management of the forest resources are in equilibrium for provision of Services and also to ensure that beneficiaries are appropriately rewarded. The division's roles involve the planning and policy section which is responsible for the inventory data records, mapping, application assessments, and coordination of local and international forestry data. The Licensing section is responsible for licensing records application and processing. The Enforcement Section which is tasked with the research and preparation of requested documents for legal representation for the commissioner and ministry in general.

3.1 POLICY PLANNING AND INVENTORY SECTION

The main priority focus of the Policy Planning Section is the provision of Forest Integrated Management polices and forest data and information so monitor the changes and activities in the forest. These provide relevant inputs for better management of the forest resource. The provision of data collection and interpretation is important to verify the nature and availability of the production capacity as well as the environmental benefits and services from the forest. This would ensure reliable data and information is available for planning and development purposes so that appropriate policies and measures are implemented to ensure the National Priorities are achieved.

This section, also undertake policy planning for the best management of the forest resource. Through the data capture and updated information from forest monitoring, proper planning and policy can be established for better forest management.

Core Function

1 Provide technical support services by updating a national forestry inventory and maintaining forestry information system:

- Provide field assessment of logged areas, extent of harvesting commercial forests for updating national forest inventory
- Facilitate national workshops on awareness about significance of forests

- Progress and facilitate mechanisms for Solomon Islands to participate and benefit from carbon trade opportunities.
- Liaise with international agencies for update of national forest resources status
- Provide technical advice for the likely imposition of moratoriums
- Liaise with Attorney General to file defenses on behalf of the Commissioner of Forests on forestry related court cases.
- Participate in requested field assessment by the Commissioner of Forests
- Maintain and update license data base for managing Timber Rights Acquisition process.
- Liaise with Operations Division for monitoring of forestry activities for compliance with conditions of timber harvesting license

2 Liaise with other sectors, agencies and ministries and relevant expert stakeholders to explore a mechanism for Solomon Islands to participate in and benefit from Carbon Trade opportunities from its forest resource

- a) National REDD+ Readiness (*Reduced Emission from Forest Degradation and Deforestation*)
- b) National REDD + Road Map Workshop and consultation with MRF,MECDM & Stakeholders
- c) Conduct National Biomass vegetation mapping for data collection identified throughout the country.
- d) Initiate a Joint team for Field Assessment including Ministry of Environment and Conservation.
- e) Assessment, Valuation and facilitation of Carbon data information
- f) Set up a Carbon Data Section within Ministry to continue with Carbon data information research.
- g) Formation of a joint team comprising of Environment and Forestry office REDD+ Centre

3 Establishment of a Centralised data base information system

- a) Coordinate with regional counter parts to assist and provide appropriate intervention for recent data capture and appropriate detection of the forest cover.
- b) Maintain and develop the current forestry information systems
- c) Liaise with Reforestation and other land use line ministries to incorporate and input GIS data on forest developments and small scale woodlots.
- d) Engage in consultations to secure assistance in remote sensing activities for quality forest data detections under advance technology

ACTIVITIES

1. Reviewing the current draft Forestry Bill with the view to incorporate a clause to ensure all logging companies process 20 percent of locally harvested logs
2. Facilitate the process of developing new forestry regulations to provide legal basis of new forest developments.
3. Monitor and compile field assessments of logged areas, the extent of harvest of nation's forest and update on the status of the nation's forest
4. Update and Maintain forestry information system.
5. Facilitate national workshops on awareness on importance of forest.
6. Collect, review and liaise with international agencies to update the status of the forest resources in the country for the State of Forests Report
7. Preparation of proposal for institutional strengthening of the Ministry
8. Establishment and measurement of carbon sample plots

Table 3.1 Activities and Achievement in 2013

Activities	Ref to Budget	Achievements
Conduct workshop on REDD+ Readiness Road Map and consultations for SI.	Development Budget 2013 900,000	Establishment of the REDD+ Task force Consultation with relevant stakeholders initiated. Road Map Drafted and completed
Obtain historic & current aerial imagery for land cover change analysis.	Development Budget 2013 900,000	Arrangement with regional (SOPAC, SPC) and National agencies (MLH, MECDM) to obtain aerial imagery on Vegetation and forest. ongoing
Zone mapping for sample Biomass collection.	Development Budget 2013 900,000	Biomass and Carbon sample plots established in Malaita, Guadalcanal and Choiseul Provinces
Collect Biomass data in selected Provinces	Development Budget 2013 900,000	Biomass data has been collected in 3 provinces. Work on capacity for biomass data analysis.
undertake pilot site Survey and data collection on carbon stock in Project sites.	Development Budget 2013 900,000	Biomass data collected arrangement made to undertake analysis through REDD+ MRV component.
Conduct all field data collection for carbon data collection.	Development Budget 2013 900,000	18 carbon sample plots established in South Choiseul. 12 plot on upland and 6 plots on mangroves
1. provide GIS/GPS Training 2. Upgrade of FRIS to provide database programs	110,000	30 participants attended a GPS training under the MRV component of the REDD+ project
Develop REDD+ NFMS Tools upgrade Technical & GIS Equipment.	Development Budget 2013 900,000	Two sets of field REDD+ NFMS specialized tools and Equipment being procured and used
1. Coordinate with regional counter parts for recent data capture and appropriate detection of the forest cover.	120,000	SOPAC 2014 & 2011 recent satellite image data inventory report acquired. Assistance obtained for data input. (SOPAC) 2 officers trained
1. Prepare 2015 work Plan	5,000	Drafting and Documentation of the 2014 work plan/budget prepared
2. Submit FRMTS Division corporate plan 2015-2020	5,000	Corporate plan updated
3. Contribute to Ministry's 2013 annual report compilation & submission	5,000	Provide input to compilation of 2013 Annual Report

Introduction and Background

The Solomon Islands is a member of the United Nations Framework Convention for Climate Change (UNFCCC) hence obligated under the convention to adopt and participate in appropriate programmes and activities relevant to our national needs and priorities. These are mainly adaptation and mitigation actions that promote developments in the context of environmental sustainability.

One of these programs focuses on the sustainability of forest sector to reduce emission of Green House Gas (GHG) and promote carbon conservation in the forest sector. In the global context, GHG emissions from the forest sector alone constitute about 17% of the global emissions. This is a considerable proportions and the forest sector is the easiest sector to focus on to reduce global GHG emissions. Hence, forested countries introduce and forest management program known as Reduced Emissions from Deforestation and Degradation (REDD), through Sustainable Forest Management and conservation (++). This is a universal priority mandated by obligations and commitments made to UNFCCC by member countries especially by the developing states with forest resources. Solomon Islands being a heavy forest reliance country is obliged to participate hence promote and initiate concepts and strategic actions to manage its forest in a sustainable manner and participate in this global initiative, FRMSTD undertake this program as a major program activity for the FRMSTD in 2013.

To fully implement this National program, the division established the REDD+ office located within the FRMSTD and recruited its first officer to man the office. This office will be named the REDD+ Implementation Unit and will be fully staffed in the coming years. This office will implement the Measuring, Reporting and Verification (MRV) component of the program.

The initial activities under this project component were undertaken in South Choiseul in the second quarter of 2013. It includes the training of 30 field officers and establishment and measurement of 18 carbon sample plots.

Solomon Islands entered into the UN-REDD Program to implement a key component of REDD+ readiness, the development of a National Forest Monitoring System (NFMS). During the second half of 2013, stakeholders were navigating through the political and administrative mechanisms associated with participating in REDD+ and with existing funding, national enthusiasm, and critical needs produced a prototype national forest inventory design and implementation for the sub-national region of Choiseul Province.

REDD+ Readiness at the country scale involves building a NFMS, inclusive of trainings and capacity building designed to launch a country to form a national strategy for forest monitoring and measurement, reporting, and eventual verification (MRV) of forest carbon stocks, GHG emissions and removals, and the reference emissions levels associated with those stocks (REL) and changes of those stocks in the form of emissions factors (EF) with land use/ land cover change (activity data, AD). "Learn by doing" approach was implemented in mid-2013 to both inform the REDD+ Readiness process, and to identify and fill key data gaps to bring the country into readiness concurrent with the launch of the REDD+ Readiness Roadmap. Through this approach, a NFMS has been created concurrent with the REDD+ Readiness Roadmap.

National Forest Monitoring System NFMS: Monitoring & Measurement Components

The NFMS is formed through the union of two major approaches (**Error! Reference source not found.**). The first is a *monitoring approach*, where land use and land cover is mapped and updated on a regular basis and include native forest, plantations, agriculture, logging concessions, mining, infrastructure/development, conservation areas, etc. These provide the essential elements for the spatial orientation of land use/ land cover for the country, province, or project area.

Measurement is the process of defining a suite of ecosystem values to a given land use/ land cover type. While the *monitoring* aspect defines what type exists in a given current (or historic) condition, the *measurement* is what is required to calculate the carbon stocks and changes for a given land cover use and land use change, and how that land use type either performs as a *source* or a *sink* of greenhouse gasses (GHG) to the atmosphere--key factors that affect climate change. How a given land cover use changes determines if it acts to increase (a source) or decrease (a sink) atmospheric GHG. Combining these values with the *monitoring* spatial database yields a national-level GHG inventory. Hence it is important to *measure* what the carbon stocks are to quantify how a given land use acts as either a *source* or a *sink* when undergoing change.

Initial Training and Plot Establishment

The initial field training and plot establishment was organized by the FRMTSD (the implementation unit of the UNREDD program). Three workshops were organized in Honiara and a team of foresters led by the FRMTSD was dispatched to South Choiseul for field training and sample plots establishment. Thirty foresters were included in the team with representation from Solomon Islands National University, NGOs, Resource Owners, Line Ministries and regional foresters from Fiji. The team was resourced with an international technical personnel.

In total 18 Carbon sample plots were established with data collection through the REDD+ MRV (measuring, reporting and verification) guidelines and practices. The plots were located using the elevation system, in which four different elevations, mangroves, lower, medium and high elevations. 12 sample plots were located upland and 6 plots in the mangroves forests. Training on data analysis and interpretation were initial undertaken, further training is required in data analysis.

Under the REDD+ Program more plots will be established to represent all forest types, locations and distribution. The program is still in the initial stage more activities will be carried in the future. The FRMTSD has already set up an office and recruited a full time permanent officer as focal point and manager of the program. Limited resources still a constraint and need to be improved for the success of the project.



MRV Team Training and Carbon Sample Plot establishment at Boeboe South Choiseul

3.2 LICENSING SECTION

Introduction

Licensing Unit comes under the Forest Management and Technical Services Division within the Ministry of Forest and Research. Licensing Unit Officer reports to the Deputy Commissioner (FMTS). The Licensing Unit is manned by 5 Officers and is headed by the Chief Forester (Licensing)

Core Functions

Licensing Unit's responsibility include assisting the Office of the Commissioner of Forest to process Milling(see appendix 2,8,9) and Felling licenses (Forms 1,2, 4,3, Form A & B –refer appendix 1,3,4,5,6,7), Create & maintain a viable license data base (Performance Bond, annual fees, extension fees, milling data's) attend timber right hearing, witness execution of Standard Logging Agreement, , offer advice to clients regarding timber rights, carry out Timber Rights awareness with Provincial Executives, rural Communities and perform other administration duties such as filling of correspondences within the Unit

Activities

Table 3.2 shows the number of Form 1 application for approval for negotiation to acquire timber right (refer to appendix 1). We receive a total of 48 Form 1 submissions but only 79% (38) was endorsed to the respective Provincial Executives. The other 21% is either been pended or cancelled on technical reasons. Choiseul has the highest Form 1 submission of 38%. Compared to 2012, we receive less Form 1 in 2013 displaying limited land available for viable logging

Table 3.2 : Indication of No of Form 1 Received Vs. Form 1 endorsed 2013

Location	No of Rec. Form 1	No of Endorsed Form 1	Form 1 Pending	Cancelled
Malaita	2	2	0	0
Western	9	7	1	0
Choiseul	18	18	0	0
Isabel	4	3	1	0
Guadal	1	0	0	0
Makira	8	4	3	1
Central	1	1	0	0
Temotu	1	1	0	0
Renbel	4	2	2	0
Total	48	38	7	1

Note: Form 1 refers to the application form used to apply for logging license

Table 3.3 shows the total number of felling license issued & extended (renewed). It show that a total of 32 (64%) new felling license had been issued & 36% (18) had been extended (renewed). This means that 18 areas covered by the 18 license had been re-entered, some 2nd, 3rd or 4th times.

Table 3.3: Indication of No of Felling License issue Vs. License Extended in 2013 by Province

Location	No. of Fel. Lic. issued Jul. 2013	No of Felling Lic..Extended 2013	Total Fel.Lic. Issued and Extended 2013
Malaita	2	2	4
Western	9	6	15
Choiseul	8	1	9
Isabel	3	1	4
Guadal	2	1	3
Makira	4	4	8
Central	2	1	3
Renbel	2	2	4
Total	32	18	50

The issue of re-entry needs to be assessed and attended to as such operation threatens the status of regeneration and future crops. It is advisable be allowed only after certain years. For example, an area can only be re-entered after 25 years. However, decisions of how many years an area needs to be left before re-entry must be backed up by sound and proper research

Table 3.4: Shows no of Milling Licensed issued Vs Renewed in 2013 by Province

Location	Milling application Received	Milling License issued	Milling Renewed
Malaita	11	11	2
Western	26	26	11
Choiseul	9	9	4
Isabel	12	12	8
Guadal	8	8	2
Makira	5	5	3
Central	2	2	1
Temotu	3	3	3
Total	76	76	34

A total of 76 applications for a milling license was recorded in 2013 and 76 new milling license had also been issued but only 34 were renewed. Most milling were in Western Province (34%) followed by Isabel with (18%)

Table 3.5: Indicates Current versus Operation Felling Licenses in 2013 by Province

Location	Total Felling License 2013	Operational License 2013
Malaita	32	6
Western	68	39
Choiseul	29	16
Isabel	49	30
Guadal	20	10
Makira	25	14
Central	3	0
Temotu	1	0
Renbel	5	3
Total	232	118

There are a total of 232 Felling licenses but only 118 of them are operational. This means only 118 operated and exported logs thus contributed revenue to the country. The other 114 are non-operational meaning, their license is valid but they did not work because of some reason. This 114 non operational license do not contribute to the revenue of the country by way of taxable revenue

Table 3.6: shows No. of Foreigner Vs Local License Holders issued with a Felling Licenses

Location	Foreigner Licensees Obtained a Felling Licenses	Local Licensees Obtained Felling Licenses	Total
Malaita	0	2	2
Western	3	6	9
Choiseul	4	4	8
Isabel	2	1	3
Guadal	1	1	2
Makira	0	4	4
Central	1	1	2
Renbel	1	1	2
Total	12	20	32

Table 3.5 indicates how many felling license were owned by local Solomon Islander and how many by foreigners. Western Province had the highest number of locals been issued with a felling license in 2013. On the other hand, no felling license had been issued to any foreign companies in Makira

Analysis

The number of Form 1 that the Ministry is receiving is declining indicating that the availability of viable forest lands is becoming scarce. Most of the areas covered by felling license are customary lands thus might threaten the livelihood of those communities that are affected.

On a wider spectrum, we have been issuing license quotas well above our annual sustainable level of around, 329,000m³. It is often forgotten that the volume of mill timber also adds to the total of what we

harvest per annum and in most cases this has being left out, otherwise the total exploited volume should be higher

Currently sustainability is an issue, as we try to participate in the REDD+ and Forest Stewardship Council, t we definitely need to put legislation to either maintain the current felling license with a revised license cutting quotas or not to facilitate and process any more Form 1 application form

Conclusion

New measures to ensure that the forest is able to replenish itself must be design and implemented. Our sustainable level had been calculated at a forty years period thus by e-entering an area by way of extending a felling license before 40 is suicide in terms of economic. It must be understood that the current generation had continue to borrow the volume of logs and timber meant for the future generation.

Non- operational license must be scrutinized. Their inability to operate must be assessed and recommendation to suspend or better cancel their license be recommended since they have not contributed to the revenue of the country.

There should be more awareness regarding the Timber Right process in the country in order for resource owners to be knowledgeable about the timber right process. Our population also need to know the current status of our forest and the possible positive options that the country needs to take to avert a possible collapse of the local economy.

3.3 ENFORCEMENT SECTION

Introduction:

The Enforcement is one of the small sections within the Ministry of Forestry created under the FM & TS Division. We can see below listed are our core functions, the mission and vision statements that form the basis on which we perform our duties and how much work on each function we have addressed was depicted on the form graphs.

The trainings and workshops we attended during the year is an initiative to enhance and expand the understanding about our work. The initiative to actively establish a joint task force is another milestone to the enforcement setup in the country to tackle difficult or challenging issues together. The task force will lead to accountability and transparency in dealing with matters of national interest.

Core Functions

- To monitor and enforce the forest legislation and its regulations in ensuring forest stake holders and the public do observe the forestry laws of this Country.
- Assists the Commissioner of Forests with defense statements of affidavits relating to logging disputes and logging cases in the High Court.
- The section is also responsible for reply and provision of requested forest documents to forest stake holders and the general public in matters relating to logging and milling licenses.

- The enforcement section can provide assistance for **jointly tours** with other divisions and sections of Forestry and other Ministry enforcements when there are urgent cases or the need arises.

Mission

To effectively monitor and enforce the Forestry Legislation and its regulations for better use of our forests to improve and maintain forest sustainability of our Nations' Forests for maximum benefit and continuous forest services to our future generations.

Vision

Ensure enforcement officers are properly trained and upgraded to enhance them by providing effective services in collaboration with other Ministry agencies to address forest issues with forests stake holders and the general public at large how to manage and utilize our nation's forest resources in a sustainable manner.

The Functions, Enforcement Section Performed in 2013:

1. Daily reply and photocopying of documents requested from forest stake holders and the general public for matters relating to logging and milling.
2. Preparing defense statements of affidavits on behalf of the Commissioner of Forests and investigating forest issues to provide information to AG when defending the COF in the High Court.
3. Giving verbal advice to forest stake holders on daily basis to those who called in our office for advice on matters relating to the forest sector especially the forest license procedures and logging.
4. Liaise and collaborate with other Ministry's Enforcements and law agency Sections on matters of National concern e.g. immigration laws on immigrants, Police on fraud issues and Forestry on Forest regulations issues etc.
5. Ensure enforcement of 2005 Forestry Regulations, the Code of Logging Practice and the License Terms and Conditions are apprehended and adhered to by the industry.
6. Liaise with Divisional and sectional heads on issues affecting forest stake holders and implicating Forestry that requires urgent attention by Forestry combine team for intervention and resorting of issues.
7. Ensure Enforcement Section office and staff are well coordinated and its office stationeries and properties are properly recorded and safely kept to enhance efficient work environment.
8. A new task force team was established who would jointly address issues of national interest for different sectors of the Government, rather than only the responsible Ministry who might not have the capacity to tackle its own issues alone. The combine team effort might be a way forward to reduce and avoid unwanted actions and bias decisions.

Enforcement Staff and Development:

The Enforcement Section has three (3) Officers under 2013 establishment.

1. Wallen Hite (Chief Forester)
2. Robert Rihuoha (Principal Forester)
3. Sereima Paramate (Range Officer)

Trainings:

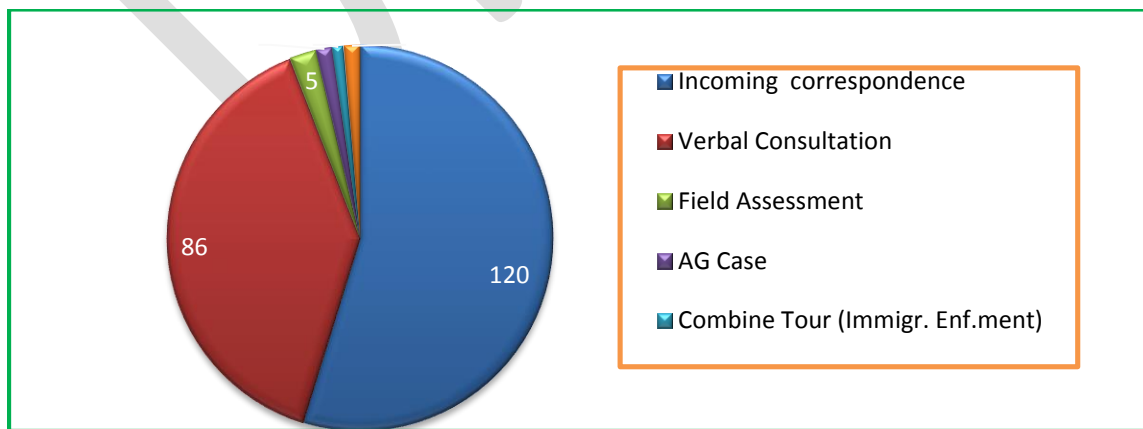
1. Mr. Robert Rihuoha graduated last year 2013 with a Diploma in Forest Economics.
2. Wallen Hite has also graduated (short term) last year with his certificate in the IPAM Leadership Program.

Workshop and Seminars attended by Enforcement Section:

- Gender Mainstreaming Training Workshop for SIG Gender Focal Point.
- Chiefs Awareness Workshop for Provincial Extension Officers and Ministry officials.
- Transnational Crime Unit Solomon Islands Liaison Meeting.
- Human Trafficking and People Smuggling Training.
- Proactive Solutions Invitation Meeting on Investment Development.
- Metropolitan Area Network Awareness Work shop.
- Joint Management Meeting.
- Parliament Session Workshop.
- Senior Administrative Workshop Conducted by Public Service Ministry.
- LALSU and DPP Lunching of Protected Areas

To ensure our report is simple, summarized and precise, we graph the main work activities carried out last year. The main duties are: **Verbal consultation, Correspondences’ reply, Court Affidavits preparation for Commissioner of Forests, official tours to Provinces and cases heard over logging disputes and license process in the High Court.**

Fig 3.1 The graph below represent duties we performed for year 2013.



The challenges we faced during the year with our work.

- Shortage of staff to attend to the many queries and requests by forest stake holders to assist in their forests issues e.g. land dispute, encroachment, license process, breach of contract and violation of the FR&TU Act, 1969.
- There is no positive respond by responsible authority over negative report findings, to ensure the industry is disciplined or penalized over a forest offence and situation rectified.
- Lack of logistic support especially finances to effectively and efficiently monitor and attend to all forest issues arising.
- Many times local counter parts especially licensees take side with contractors, in ensuring the disputing party does not get its claims or compensation despite the claim is genuine and true for reasons unknown e.g. delay the claim, confuse the boundaries and mixing up customary lands.
- Sometimes industry (contractors) offers commission packages to forest officers to produce unrealistic report in their favour against claimant.
- Negative decision by bosses and politicians contradicting forest offences committed by loggers and field reports from forest officers.

Conclusion:

Year 2013 has been a challenging year; forestry decision is slack, unethical and swayed by personal interest that needs serious attention and discipline. The industry and some forest officers sometimes involve in unprofessional dealings, such practices depicts bad image on the forestry sector as being lured and swayed by the logging industry.

To avoid such situation we need backup and support from the Commissioner of Forests and all senior forest officers in ensuring that the right action is taken to curb practices that might adverse forestry status for future. The decision making in the Forestry Sector must reflect fairness and ethical justice to all forest stake holders. It is to capture public conviction entrusting them of the professionalism in the forestry sector who represents the people of Solomon Islands.

Chapter 4 FOREST INDUSTRIES DIVISION

1.0 Introduction

The Forest Industries (Services) Division comprises of two sections, namely the Marketing Section and the Operations Section which were headed by a Deputy Commissioner of Forests.

The Marketing Section was manned by three officers, one female and two male from Headquarters. The Operation Section comprises of 10 stations established throughout the country and were manned by 35 officers in all, of which 29 were male and 6 were female.

Core Function

Monitor all logging operations to ensure improved revenue from log shipments and compliance with FRTUA, its subsidiary regulations and Code of Logging practices.

- Effectively provide compliance monitoring in line with Code of Logging practices and license conditions
- Collaborate with Customs Officials for proper monitoring of log shipments
- Maintain updated records of log consignments
- Improve monitoring capacity on the ground

2.0 Activities and Achievements (For detail refer template Annex)

2.1 MARKETING SECTION

Expected Outcome

- Market Price Intelligence
- Monitoring of log Export
- Facilitation and processing of Sawn timber Application

Market Price Intelligence

The function was taken over by the Economic Reform Unit of the Ministry of Finance. The section with close liaison collected gazetted Determined Duty Schedules which was done quarterly and despatch corresponding Determined Value Schedules to industries to use upon lodging of Log Export Applications for approval.

Monitoring of Log Export

Log Export applications lodged were assess, processes and recommended to Commissioner of Forest for issuance of Market Price Certificate (MPC). This amounts to total of 893 MPC's issued of which 7 were cancelled with an estimate volume of **2,294,609m³** and estimate value of **US\$ 262,748,136**. Total of 118 licenses were operational during the year as compared to 106 licenses in 2012.

Table 4.1 2013 Monthly Log Export Summary

	Estimate		Actual		Duty	MPC	
	Volume (m ³)	Value (US\$)	Volume (m ³)	Value (US\$)	Paid (SIS)	Issued	Cancelled
Jan	228,233	26,179,645	114,187.576	4,659,007.04	18,329,063.79	89	1
Feb	133,479	15,222,427	83,991.850	5,473,875.060	14,339,410.56	57	3
Mar	143,741	17,043,768	69,134.509	7,592,679.32	12,303,044.22	46	0
Apr	192,855	22,522,345	26,031.193	3,020,006.18	0.00	76	0
May	198,719	23,069,979	23,841.559	2,648,572.30	0.00	88	0
Jun	174,955	19,848,234	27,442.128	3,159,819.37	1,040,594.04	64	0
Jul	178,270	20,064,503	38,282.765	4,304,385.89	4,198,197.72	80	0
Aug	209,288	23,531,061	58,114.746	6,592,288.07	6,634,762.86	93	2
Sep	178,691	19,814,237	146,261.119	15,841,441.79	22,967,854.76	66	0
Oct	230,686	26,649,576	214,068.913	22,226,113.85	43,093,201.97	83	0
Nov	234,088	26,691,064	212,629.420	21,069,982.73	39,353,211.65	90	1
Dec	191,604	22,111,296	177,430.490	18,935,087.63	36,636,143.40	61	0
Total	2,294,609	262,748,136	1,191,416.268	115,523,259.23	198,895,484.97	893	7

From the data analysed Western province exported 37% of logs compared to 32 % in 2012, followed by Isabel 29% which dropped from 32% of logs exported in 2012 than the rest below 10% as can be seen in figure 4(b)

Figure 4(a): 2013 - Log Exports by Province

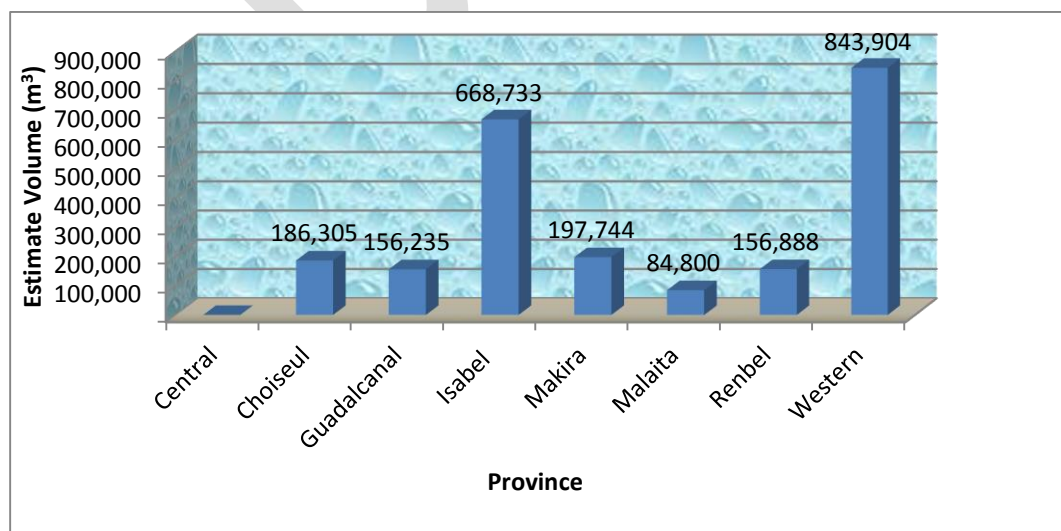
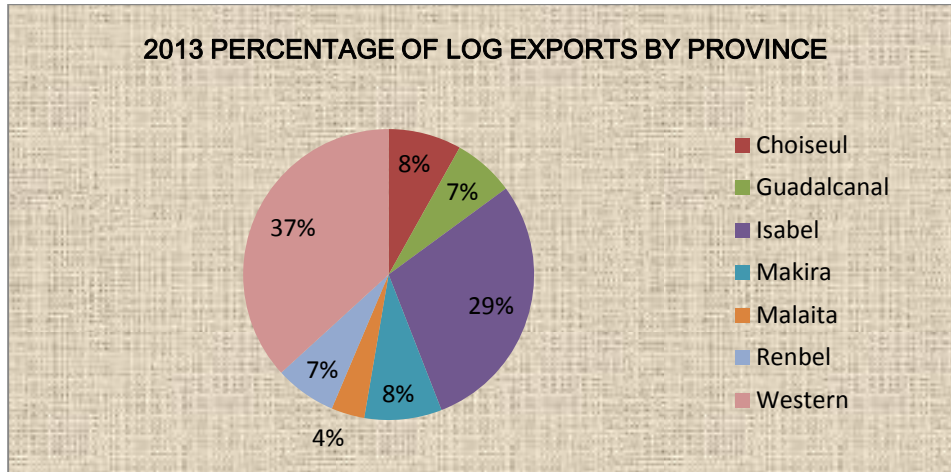


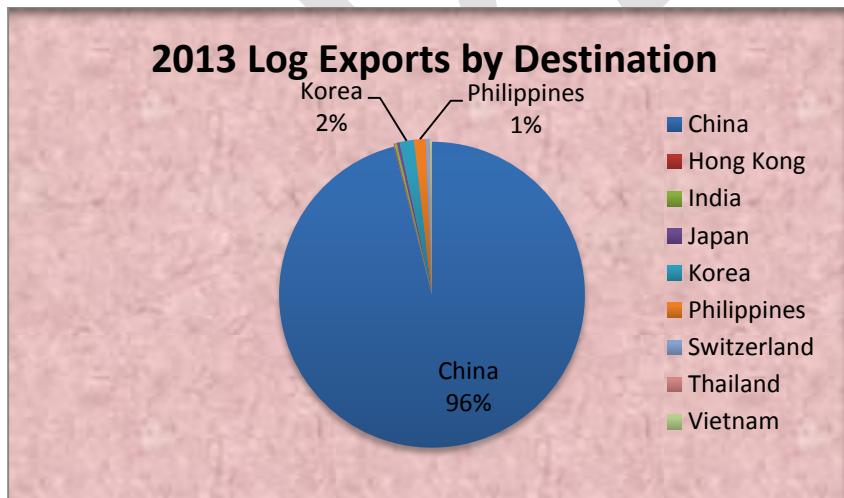
Figure 4(b): Percentage of log exports by province



The main destination of log export was China which amounted to 96%, an increase of 7% from 2012 exports (see figure 2).

The two large scale plantation companies, Kolombangara Forest Plantations limited exported 66% of logs, an increase of 4% from 2012 while Eagon Pacific Plantation limited exported 34%, 4% drop from 2012.

Figure 4 (c): Percentage of Log Exports by Destination



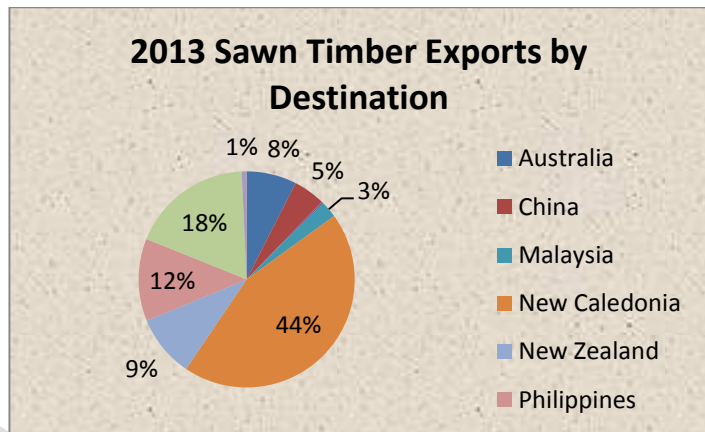
Though the section does not have any database, summary data were kept in a spreadsheet and reports generated for the management team of the ministry to make decisions and also to interested resources owners or individuals upon request.

Facilitation and Processing of Sawn Timber Application

Total of 522 applications were facilitated, processed and permits issued. Total volume exported was 37,872.956m³ with the value in respective currencies as AUD54,620.71, USD2,315,650.36 and SID169,950,601.35

The destination of sawn timber are depicted by tabled and graph here below

COUNTRY	VOLUME(M3)
Australia	5,056.75
China	3,209.02
Fotuna	18.441
Hong Kong	159.949
Malaysia	1,681.70
New Caledonia	29,960.73
New Zealand	6,290.65
Philippines	8,311.63
Taiwan	12,249.40
Vanuatu	492.889
Grand Total	67,431.16



Note: Fotuna and Hong Kong are omitted from pie chart because they constitute 0%

2.2 OPERATION SECTION

Expected Outcome

- Monitor logging operations for compliance with forestry law
- Monitor log shipments – quantities, grades, species
- Manage Timber Harvesting Operations
- Maintenance of office and Staff Houses
- Logistic Support

Annual Harvesting Plan and Coupe Plan

It is a requirement of the license to fell and Remove Timber (CI 9(1)) and the Standard Logging Agreement that an annual plan be submitted and approve before logging commences with the objectives:

- To show that logging license and agreement conditions and the laws of the land are understood and recognised
- To foresee some of the problems associated with harvesting and hence improve environmental performance and minimize costs of production

The plan which is produced each year by November 1 as a requirement consists of two types and maps and supporting texts.

- Annual plan (1:50,000 scale) which covers a full years operation with low level detail covering log pond, major road, coupes, license boundaries landowners boundaries
- Coupe plan (1:10,000 scale) covers a small area (approximately 100 ha) and has high level detail on roading, landings, protected areas and buffers, watercourse crossings, major skid tracks, landowner boundaries and coupe boundaries

During the course of the year our field officers made visits to all plans approved to ensure check that operations are in agreement with the plan.

2013 Annual Harvesting Plan submission Received by Province

PROVINCE	NO. SUBMISSION	APPROVED	PENDING
<i>Western</i>	<i>37</i>	<i>36</i>	<i>2</i>
<i>Choiseul</i>	23	20	3
<i>Isabel</i>	39	34	5
<i>Guadalcanal</i>	<i>14</i>	<i>9</i>	<i>4</i>
<i>Makira</i>	19	16	3
<i>Malaita</i>	10	8	2
<i>Temotu</i>	1	0	1
<i>Renbel</i>	6	3	3
<i>Central</i>	1	0	1
Total	150	126	24

Log ship monitoring



Log shipment inspection procedures are part of the chain of inspection by Ministry of Forestry and Research’s Operation section. Inspection begins in the forest with monitoring of logging practices to ensure that environmental standards are upheld and saleable timber is not left in the bush. Inspection of log shipments prior to export is the final link in this chain

Log export monitoring

Log export duties and some land owner royalty payments are calculated as a percentage of the free on board (FOB) log price. There are therefore four main areas where the Solomon Islands may lose revenue:

Transfer pricing

Exporters may declare that logs were sold at prices below the market price to minimise duty payment.

Misdeclaration of log species

Prices of Group 1 species (e.g. Pometia and Calophyllum) are usually higher than for group 4 (eg Camptosperma). Higher value species must be correctly marked and not mixed with lower value species. Otherwise the average FOB value of the shipment will be reduced and duty payment will be lower.

Under reporting of log volumes

Exporters may under measure logs and therefore report lower log volume to minimise duty and royalty payment.

Non declaration

Loading of any logs onto the log ship without declaring the log numbers and species on the official tally sheet is log theft. Thus the important of capturing the maximum return is very important and needs a lot of logistical support and resources.



Illegal species Tubi tree being felled and removed

Result for log ship monitoring for year 2013

Quarterly	No. of Ships	No. of Ships Checked	Percentage Checked 10%	No. of Ships Checked	Percentage Checked 100%
<i>1st Quarter</i>	179	25	13.9	0	0
<i>2nd Quarter</i>	212	44	20.7	0	0
<i>3rd Quarter</i>	218	36	16.5	1	0
<i>4th Quarter</i>	213	60	28.1	0	0
Total	822	165	20	1	0.1

Note: Log ship checks were only carried out on Natural log exports and therefore logs from Kolombangara Forest Plantations (KFPL), Eagon Pacific Plantation Limited (EPPL) and North New Georgia Timber Corporation was not taken into account.

Monitoring of logging operation

Monitoring of a logging operation is essential to ensure that compliance with the code is being achieved. Monitoring is done internally by companies as they try and self regulate against the code. Auditing is also carried out regularly by Forestry officers using the auditing form. Component of operations assessed are:

- Log pond – check buffer to the shoreline or ocean, drainage and oil and other waste products are being safely disposed
- Roading – check for location, clearing and drainage
- Buffers – check for location, buffer width and No unauthorised entry into rivers, streams etc
- Watercourse crossings – check for location, drainage direction, type of crossing, machines operation within crossing during construction and felling around the crossing
- Landings – check for location, drainage and size
- Skid track – check for location, use of blade, width and damage to buffers
- Falling and wastage – check for direction felling, choice of felling direction, stump height, point of cross cutting



Logging operation monitoring water crossing

Hence the total audit made was 111 with an average score of 72%. The best performance achieved was recorded at 90%

Logistic support to provincial stations

Implementation of work plan and achievement of field work depends very much on support from headquarters to provincial stations. However, as mandated though very slow and with limited resources available work output has been satisfactory.

Meanwhile Gizo, Taro and Munda are experiencing boats being not seaworthy thus their performance has been part and parcel of priority stations for the purchase of the boats.

Maintenance of office and staff quarters in provinces

Welfare of staff both at home and office environment continue in provinces though slow but continue to improve working environment.

STAFF HOUSE AND OFFICE STATUS BY STATION

Table 4.1 *status of provincial houses and offices*

STATIONS	NO. HOUSE	OFFICE	REQUIREMENTS
HONIARA	2	1	Two houses never been maintained since built in 1990. Office maintained recently
TARO	3	1	Three houses never been maintained since built in 1990 require urgent repair. Office built at taro again
AUKI	3	1	Three houses never been maintained since built in 1990 require urgent repair. Minor repair work on office done recently
GIZO	3	1	Three houses never been maintained since built in 1990 require urgent repair. However, one house has to be rebuilt. Office require maintenance and extension to accommodate all staff (too small)
BUALA	4	1	Four houses never been maintained since built in 1990 require urgent repair. Office too small therefore need to raise or extension.
ALLARDYCE	2	1	Two temporary houses and office need repair urgently
KIRAKIRA	2	1	Two houses never been maintained since built in 1990 require urgent repair. Office extension and urgent repair required.
LATA	0	0	No forestry house and office, therefore, need to build two own house and office
GUADALCANAL	0	0	Need to build own house and office at Ndoma
SEGHE	2	1	Two houses never been maintained since built in 1990. Office rundown need new one to be built urgently, Canoe shed rundown need repair immediately

Training/Workshops

Staff continue to be supported on the job by mentoring, one (1) officer attended workshop in Papua New Guinea. Meanwhile Institute of Public Administration and Management continue to offer training for public service however, although submissions for officers to attend was made no officer was informed to attend such training.

Technical advise and assist both industry and landowners

Assistant rendered through request made to both landowners and company was enormous hence management to attend and assist continue. Majority of complaints raised was in breach regulations

Store Stock take

In order to replace and purchase new tools accounts section with the assistant of field officers in provinces conducted Stock take of all stores, equipment, boats, OBM and vehicles around the country. Report was produced with recommendation to either write off or sale in scrape. Hence new tools and equipments shall be purchased.

3.0 Constraints

Poor monitoring of logging operations and log ships and exports are due to various reasons or set backs as listed here below;

- a. Poor communication system. All two-way radio systems established during the time of FMPII project are now mal-functional. Bids made for purchase of new radios were not approved
- b. Special Duty Allowance halted
- c. Accommodation (Staff Houses) and Offices needs maintenance
- d. No proper reports of log exports generated timely due to no database. Bids made for re-development of database was not approved.
- e. Lack of timely logistic support

Chapter 5 UTILIZATION DIVISION

Introduction

The Utilization Division was only a section under then the Forest Industry and Utilization Division, having been established in 2010 to oversee the processing side of the Forest Industry in the country. Following the approval by the Ministry of Public Service in 2012, the Utilization Section submitted its own recurrent budget and for the first time operated as the Utilization Division in 2013.

The Utilization Division is relatively a small division. It is headed by a Director and 8 Officers of which 3 are females. Although the division is relatively small, it managed the second largest development budget in the Ministry in 2013. The Downstream Processing Project in 2013 is twelve million dollars (\$12,000,000.00). The project aims at providing forest resource owners with value added equipment and portable sawmills to sustainably harvest their forest resources and to maximize benefit from them as opposed to logging.

Core Functions

The core functions of the Utilization Division as stipulated in the NACRA Government forest policy statement is to **“Promote downstream processing and marketing system of eco-timber for both local sales and export by national sawmill owners”**.

The Utilization Division in meeting the above forest policy statement has set up the following objectives:-

- Assist and encourage the downstream processing of timber and to create value added products for increased benefit to resource owners.
- Encourage the sustainable harvesting of the remaining forests.
- Provide empowerment to rural communities in sustainable forest management, sawing techniques, timber grading and marketing by facilitating training and giving technical advice to saw millers throughout the country.
- Ensuring compliance to section 18 and 5C of the Forest and Timber Utilization Act which requires all saw millers to have a valid saw milling license.

Core Activities

1.1 Assistance to Resource Owners

The retirement of cash payments made to the various constituencies in 2012 was in many instances neither in line with the financial instructions nor in line with the aim of which the project was designed. Several constituencies spend as much \$50,000 to \$70,000 in administration costs while a few constituencies made cash payments which in many instances will not be used to procure any equipment. Several constituencies did not even retire their 2012 funding. This been the case all community development officers were requested to submit applications for funding of equipment for their constituencies rather than cash payments.

Under the Downstream Processing Project in 2013 each constituency was initially allocated \$200,000.00. This was reduced to \$195,000.00 following the request for assistance from the National Disaster Management office to purchase mills for the tsunami victims in Temotu Province for their housing rehabilitation program. Three Warriors Portable mills valued at \$259,716.00 were purchased to assist with the tsunami victims housing rehabilitation program and were officially handover to the National Disaster Management Office.

While most constituencies were procured equipment valued at \$195,000.00 a number of constituencies were paid cash due to non retirement or retirement during the week payments were to be closed at the Treasury Division. The other smaller cash payments were balance payments from the equipment purchased for the constituency. Below are the constituencies which were made cash payments:-

Table 5.1 *List of Constituencies that receives funding in 2013*

	Constituency	Amount
1	South Choisuel Constituency	\$195,000.00
2	West Honiara	\$195,000.00
3	East Makira Constituency	\$195,000.00
4	Central Honiara Constituency	\$195,000.00
5	Vatud Constituency	\$195,000.00
6	North Vella la vella Constituency	\$195,000.00
7	South Vella la vella Constituency	\$195,000.00
8	West New Georgia Constituency	\$195,000.00
9	North New Georgia Constituency	\$195,000.00
10	Kolombangara Gizo Constituency	\$90,398.00
11	East Honiara Constituency	\$22,737.00
12	East Central Guadalcanal Constituency	\$22,737.00
13	Central Honiara Constituency	\$15,456.00
14	West Makira Constituency	\$15,276.00
15	Hograno Kotava Kia Havulei Constituency	\$35,000.00
		1,956,604.00

Two constituencies Renbel and Central Guadalcanal did not receive any funding. The Permanent Secretary approved projects requested by the Premiers for the two constituencies. For Guadalcanal a portable mill was purchased for a housing project in Central Guadalcanal constituency while chainsaws were purchased for Renbel.

1.2 Assistance to Rural Training Centres

The most successful component of the Downstream Processing Project is the assistance given to the Rural Training Centre's (RTC) and the Community Based Training Centre's (CBTC). Under the project Rural Training Centre's and Community Based Training Centre's are provided with saw mills, furniture and carpentry tools. All RTC's and CBTC's are made aware of the availability of the funds and have all been encouraged to apply. The equipment provided is purposely for training but are also used to improve infrastructure as well as for income generating in the various training centres. The reports we receive from the centres are very encouraging and positive.

As the Utilization Division staff are not familiar with the RTC's and CBTC's all application for funding must come through the office of the coordinator of the Rural Training Centre's.

Table 5.2 Summary of the 2013 Downstream Processing Project recipients:-

NO	RECEIPT	STATUS	CONTACT	PHONE	PROVINCE	EQUIPMENT	VALUE
1	Bishop Koete	RTC	J.W. Kumakana	7424371	Central	Warriors Sawmill	\$83,372.00
2	Batuna	RTC	Cherry Balo		Western	Warriors Sawmill	\$83,372.00
3	Tari	RTC	Hardie Naule	7529400	Guadalcanal	Tools & Equipment	\$20,029.00
4	St Martin	RTC	Jack Kalisto	7644968	Guadalcanal	Tools & Equipment	\$26,021.00
5	St Mark	RTC	L. Baeloabeu	8474945	Malaita	Tools & Equipment	\$24,258.00
6	Aisalinga	CBTC	T. Abisia Geo	30618	Malaita	Generator & Chainsaw	\$21,197.48
7	Tarapaina	CBTC	Sister Ody	8501687	Malaita	Tools & Equipment	\$30,342.00
8	Nollan	RTC	Raymond Wariri	7566397	Makira	Tools & Equipment	\$15,782.26
9	Adakoa	CBTC	Jack Ofasia	8594375	Malaita	Tools & Equipment	\$20,029.00
10	Olomburi	RTC	Gweneth Lota'a	8557912	Malaita	Tools & Equipment	\$25,269.00
11	Stuyvenberg	RTC	E. Mason Ha'aoto	7440277	Makira	Tools & Equipment	\$27,376.00
12	Makaruka	CBTC	Chris Vasale	23600	Guadalcanal	Tools & Equipment	\$23,135.00
13	Naggalikekero	RTC	David Iro Leliana	7648849	Malaita	Tools & Equipment	\$39,454.00
14	Volona	CBTC	Joash Leni		Guadalcanal	Tools & Equipment	\$10,580.00
15	Betesda Disability	CBTC	Gideon Row	7613383	Guadalcanal	Tools & Equipment	\$24,835.60
16	Saeka	RTC	B. Kulakavele	7457715	Choiseul	Tools & Equipment	\$22,320.40

1.3 Saw Doctoring Equipment

The need to purchase circular saw doctoring equipment was to assist the many recipients of portable mills throughout the Solomon Islands. The absence of saw doctoring equipment has resulted in saw millers having to purchase new blades when the saw blades lose tension or the teeth are worn. With the purchase of this equipment the saw blades can be maintained throughout the life of the portable mills.

Due to the difficulty of sourcing the equipment, these were not ordered until the last quarter of the year. It was therefore not possible to have them installed and operational according to the work plan.

The following saw doctoring equipment and tools were procured with the funds provided:-

- One stress roller machine.
- Large oxygen and acetylene bottles with tips, goggles and safety equipment.
- One anvil.
- Three tensioning hammers (dog head, twist face, cross face)
- A set of straight edges.

It is anticipated that the equipment will be installed and operational in 2014.

1.4 Marketing

The marketing component of the Downstream Processing Project has been carried out by the Value Added Timber Association (VATA). The purchase prices for sawn timber locally are still the highest in the country. The purchase prices are:-

- Rosewood \$4,500/m³
- Kwila (u'ula) \$4,200/m³
- Pometia \$3,000/m³
- Vitex \$3,200 to \$3,400/m³

A total of 368.774m³ of sawn timber was purchased during the year valued at \$1,253,491.60.

A total of 28 containers of sawn timber were exported during the year having a volume of 438.767m³ valued at \$2,344,789.17.



Timber prepared by VATA ready for export

1.5 Training

Two workshops on sustainable forest management trainings were held during the year. The first workshop was held at Leona village on Vela la vela in the Western Province. A total of 20 participants from Choiseul and Western Provinces attended the training program. The National Resource Development Foundation personnel from Gizo assisted the Utilization Officers with the training program.

The second training workshop was held at Komunibori at East Guadalcanal was attended by 20 participants from Guadalcanal and Malaita Provinces. The former trainer for Village Eco Timber Enterprise (VETE) Felix Narasia assisted the Utilization staff in facilitating the workshop. The sustainable training workshops are carried out over a ten days period as it is practical orientated.



Sustainable Forest Management training workshop at Komunibori

As part of staff development a Utilization officer and a staff of the Value Added Timber Association attended Training on fumigation to Australian standard while Kathleen Bule attended part time training on computer studies at the University of the South Pacific.

1.6 Timber Shed and Office

The construction of the Timber shed was awarded to I Planet after the deliberation by the Central Tender Board while the Office was constructed by Pacific Builders. Both the Timber Shed and Office was completed and handed over to the Ministry on the 8th November 2013.



Minister of Forests & Research officially opens the Timber shed and Office. The Office is in the background.

1.7 Monitoring

There were no funds made available for monitoring or fuel to the Utilization Division in the 2013 Recurrent Budget. This has actually made the work of the Utilization Division very difficult in trying to achieve our targets. Furthermore we were unable to monitor recipients of the 2012 Downstream Processing Project.

It was the Administration Division that provided us with funds to tour the Choiseul and Shortlands and fuel to tour East and West Guadalcanal during the last quarter of the year.

As part of our responsibility we are to do a random check on timber exports, unfortunately due to lack of logistic support provided to the Division only six containers were actually checked.

1.8 Forest Stewardship Council Certification

The Utilization Division was not allocated and funding for Forest Stewardship Council certification (FSC) but has worked closely with the South Pacific Community (SPC) to pursue certification for interested communities. The Leona community in Vela Ila vela and Marovo Lagoon Sustainable Timbers in the Marovo lagoon have had their FSC certification audited. The PWP sawmill in Noro has been audited for Chain of Custody (CoC) along with the Natural Resource Development Foundation which based in Gizo. The Division has also worked together with the Pacific Horticulture Agriculture Research Marketing Agency (PHARMA) to set the draft Timber Legality Guidelines for Solomon Islands. As of November 2014 all countries that the Australian Government does not accept its timber legality guidelines will not export sawn timber to the Australian market.

3 Analysis

- The Utilization Division core function of monitoring the equipment issued under the Downstream Processing Project, checking of milling licenses and giving technical advice in the field to saw millers could not be carried out due to no funds made available under the recurrent budget.
- No fuel was made available to the Division under the recurrent budget has made it difficult for us to properly monitor sawn timber exports. This is important so that the species and volumes of timber exported are verified.
- The Division needs be allocated a vehicle full time to assist with monitoring around areas accessible by road as well as checking of timber exports.
- In the future the members of parliament should not be given cash payments. Equipment should be purchased by the Division and handed to MP for distribution to their constituencies. This to avoid large sums of money being used as administration costs.

3.0 Conclusion

The Utilization Division has done its best and has achieved most of the function it was mandated to carry out during the year. Monitoring of all Provinces could not be carried out due to lack of funding.

Chapter 6 PLANTATION DEVELOPMENT AND REFORESTATION DIVISION

Implementation Strategy

Development of an annual work plan which outlines the expected outcomes, the activities involved a timeline for each activity which are linked to the annual budget and the ministry corporate plan. In terms of evaluating success or failure, the annual work plan quantifies activities in order to measure the performance of each division as well as individuals. Generally however, it may take time for all staff involved in annual reporting to fully grasp the requirements for providing reports on actual performance. Every effort is made in this chapter to relate achievements against Key Performance Indicators (KPIs) or otherwise key outcome statements in the 2013 annual work plan.

1.0 Forest Development and Reforestation Key Outcome areas

- a) Out grower tree plantations are providing alternative timber needs for the country,
- b) Resource owners are receiving revenue from their tree plantations
- c) Ministry increases capacity to support reforestation activities in provinces.
- d) Reforestation division is collaborating with international organizations for research on reforestation work in Solomon Islands.

Policy Focus: Sustainable Forestry Development

Objective: Generate opportunities for the growing population and achieve high economic growth, wealth and social well being for all Solomon Islanders

Policy Focus: Shift to Sustainable Forest Utilization and Downstream processing.

Objective: Generate opportunities for the growing population and achieve high economic growth, wealth and social wellbeing for all Solomon Islanders.

Policy Focus: Forest Conservation Integration Management Strategy.

Objective: Ensure sustainable utilization and conservation of natural resources, protection of the environment and adaption to climate change.

2.0 Core Function

Implement the National Forest Plantation Development Program by assisting local communities to undertake reforestation activities; Forest Development and Reforestation Division

- Assist family/communities in reforestation activities and advocate reforestation as a significant source of livelihood
- Provide awareness and training in basic skills through demonstration plots at existing locations for local out growers and communities.
- Establish seed orchards to Improve seed collections for both exotic and endangered species.
- Link with regional and international institutions on forestry research programs.

3.0 Activities and Achievements

Table 6.1 showing the various activities and Achievements in 2013

Activity	Ref to Corporate Plan	Reference to Budget	Time Frame	output
Produce and supply seedlings to out growers	Para. 7.4 page 9	\$1.2 m for nursery and plantation tools in Development Budget	ongoing	84,384 seedlings raised in nurseries in all provinces
Apply research techniques in tree breeding to provide quality seeds to farmers	Para7.4 page 9	See above	ongoing	Breeding strategy for Teak, Mahogany and Eucalyptus species designed for implementation up to 2018.
Establish 1000 ha of out grower plantations in 2013	Para 7.4 page 9	\$8 m - Development Budget	ongoing	234 hectares planted
Enrichment Planting Program Rehabilitate logged over forest areas under Susuki family rehabilitation project	Para 7.4 page 9	Development Budget \$90,000.00	Jan—December 2013 Jan—March 2014	Ground works completed 5 hectares planted with local species
North Vellavella Enrichment Program	Para 7.4 page 9	\$130,000.00 Development Budget	Jan—December	10 hectares of logged over land under rehabilitation.
Sareai logged over forest land area pilot plot site and location.	Para 7.4 page 9	\$430,000.00 Development Budget	2012—2014	40 hectares of logged over land visited on Isabel province
Jajao logged over forest land site identification and customary land consultation	Para 7.4 page 9	Development Budget	2013	Consultation tour completed
Training Masters in Forestry Management Korea(1)	Para 7.4 page 9		2013	
Diploma in Forestry Management Fiji National University (1)			2013	
Local technical training	Para7.4 page 9	\$600,000.00 Development Budget	2013	4 provincial technical trainings attended by 31 officers
Provincial Out Growers Training in Plantation management: Nursery establishment, species site selection, singling, pruning, thinning and tree volume measurement.	Para 7.4 page 9	\$600,000.00 Development Budget	2013	9 workshops organized in various provinces attended by a total of 419 out growers and officers.

3.1 SEEDLING PRODUCTION

In the past, seed supplies were raised by farmers themselves. However, a recent survey shows that 30% of farmers never raised seeds. Due to limited supply, this is seen as wastage of high quality genetic seeds and therefore needs redirection. The new approach involved setting up of provincial permanent nurseries as well as central fly nurseries to supply seedlings at reasonable rates than supplying of seeds. In so doing, farmers can only get seedlings when they have already prepared planting sites. Also when seedlings are charged, there is an expected commitment by farmers to plant. This year, a number of permanent nurseries have been established as well as fly nurseries as indicated in table 2 below.



Table 6.2 *Distribution of nurseries*

	Location	Permanent	Fly Nursery	Stocking Capacity
Central Islands	Russell		1	5,100
	Hongo		1	4,000
	Tulagi		1	600
Guadalcanal	Savulei		1	4,600
Isabel	Gao & Buala		3	1,522
	Hograno Highlands		3	11,260
Malaita	Auki	1	5	3,996
	Dala		3	13,438
	Langalanga		1	200
	Afutara		3	23-0
	Buma		3	732
	Okwaia		1	498
Makira	Wainoni		8	908
	Haununu	1		3,500
	Bouro /Ugi		1	1,500
Temotu	Lata	1		20,500
Western	Simbo / Ranogga		3	4,900
Choiseul		1		21,500
Total		3	39	84,384

Table 6.3: Summary of 2013 plantings by provinces and by species

Province	Teak	Swim	Eucd	others	Total
Choiseul	3.63	1.44	6.404	0.194	11.708
Western	18.979	0.101	2.808	0	21.891
Isabel	4.971	22.419	3.137	30.528	
Central Islands	11.209	3.858	0.768	0.104	15.515
Guadalcanal	5.71	3.435	10.55	0.767	20.884
Renbel	0	0	0	0	0
Malaita	25.412	27.807	5.777	34.355	93.351
Makira	15.731	8.566	0	0.528	24.825
Temotu	1.3	13.915	0	0	15.215
Total	86.942	81.541	29.444	35.948	233.917

3.2 OUTGROWERS SUBSIDY SCHEME

The subsidy scheme is a reforestation program implemented by the Ministry of Forest and Research to promote the Forest Development and Reforestation program in the country. It is an assistance provided under the National Forest Plantation Development Program to support tree farmers in terms of cash and tools. The main purpose of this subsidy is to equip tree framers with plantation tools and equipment and cash to facilitate plantation maintenance operations and related costs such as clear brushing, climber cutting, pruning, thinning and labor cost. Thus well maintained trees from plantations will yield high quality wood products and high economic return to farmers and the country as a whole.

The subsidy is usually released annually and every tree farmer throughout the country have equal opportunity to receive the subsidy. In 2010, the disbursement of the subsidy funds is done by the Ministry of Forest and Research; however, in 2011, there was a cabinet recommendation to have the funds paid directly to constituency development accounts on equal share basis including constituencies who do not have tree growers such as; Central Honiara, East Honiara, Malaita outer Islands, Temotu Vatu and West Honiara.

In 2012, all 50 constituencies received \$140,000 each paid directly to constituency development accounts, the management and distribution of these funds has been done by the Constituency development officers, however, in 2013, constituencies received funds equivalent to total hectares planted with an administration cost of \$15,000/constituency to cover mobilization and relative costs. Constituencies who do not register tree growers also received funds except for East Honiara constituency who does not tender in any letter of request.

3.3 GENERAL COMMENTS

Forest Development & Reforestation program is one of the significant long- term economic initiatives that require priority funding by any successive government. The program which was initiated under the former (AusAid) Forestry management project continued as an SIG funded program through the Ministry of Forest and Research which accumulated over SBD50million from year 2009-2013.

The prime focus was to improve the socio economic development and well being of the people of Solomon Islands and their environment and to enhance the management of forests, the growth of the forest estate, and to maximize revenue and resource rent to forest owners and the government.

Forest development and Reforestation as an investment is a long term development that will occupy land for many years and as such, it becomes a challenge to get resource owners commit their land to such development as immediate needs becomes the priority commodity for land use.

While land is traditionally owned by the tribe, the use of land for production is managed by family units which have been given user-rights over a particular parcel of tribal land. Although the Project has supported both family-based and community-based reforestation efforts, there is overwhelming evidence that the family-based reforestation model works better. It is much more difficult for community based projects to carry out ongoing maintenance than family units which has a greater sense of ownership and therefore a greater motivation to carry out the regular maintenance required for successful tree growing.

Though annual targets were not met in terms of plantation establishment, the introduction of commercial thinning will set the basis for more recognition and involvement of resources owners in the future which will directly result in more plantations establish by families, communities and institutions.

It is the paramount hope of this program that adequate funding must be in place to ensure continuity and expansion of forest development through natural enrichment planting and forest plantation establishment throughout all provinces in the Solomon Islands.

Note: For more details see Forest Development and Reforestation Division 2013 Annual Report.

Chapter 7 NATIONAL HERBARIUM AND BOTANICAL GARDEN DIVISION

1.0 INTRODUCTION

The National Herbarium and Botanical Garden (NHBG) Division is the research and conservation arm of the Ministry of Forestry and Research. The Division is responsible for researching, processing and storing of native flora information within the National Herbarium. It is also responsible for liaising and collaborating with local, regional and international research individuals and institutions in carrying out research on the native flora. The other section of the Division is responsible for the general upkeep and maintenance of the public open space – the Botanical Garden.

In the beginning of 2013, NHBG had 9 staff. However, by October 6 of its casual workers received confirmation letters from the ministry of Public service to permanently join the team.

One of the main current focuses of the Division is to improve the amenities and research facility as well as the standard of research being carried out in the country. This will mean moving from simple collections of raw data to more sophisticated lab researches in the near future. Therefore, this year, the Division has developed projects which will enable the establishment of new and improved facilities for both amenities and research purposes.

2.0 CORE FUNCTION

Advance the National Herbarium and Botanical Garden activities through collaboration with regional and international research organizations;

- National Herbarium Management and Curation
- Enhance and facilitate applied research on plants in Solomon Islands
- Conduct Botanical and Ecological study and survey
- Promote and implement joint inventory and research on flora and fauna of Solomon Islands
- Provide advisory services and assist individuals and groups on plant identification.
- General Upkeep and Maintenance of public open space and conduct landscaping work.
- Collection, documentation and storage of information on the flora of Solomon Islands
- Promote in situ and ex situ conservation
- Maintain, Strengthen and Build Local and International Linkages

3.0 ANNALYSIS

The main achievements of the Division are continued collaborative researches with other institutions, increased collections for the Herbarium and general maintenance of the public open space. However, some of the setbacks that have also occurred throughout the year are, the non-accomplishment of the office extension, continued encroachment of the garden space by squatters and undelivered procurements.

Table 7.1 showing the activities and achievements in 2013

NATIONAL HERBARIUM & BOTANICAL GARDEN DIVISION				
Activity	Ref to Corp Plan	Refer to Budget	Achievements	Remarks
1. Research and Data collection ➤ Organize and conduct botanical expeditions /specimen collections ➤ Collation and Documentation of plant information ➤ Proper filling and storage of plant specimens		280-0268	➤ 8 Botanical Expeditions ➤ Approximately 2000 specimens collected by Taiwan SI collaborative research	
2. Collaborative Partnerships ➤ Liaise and support collaborative research activities ➤ Establish research networking partners in the country with national, regional and international research organizations and institutions			➤ 2300 specimens processed excluding duplicates collected by Makino SI MFR ➤ Officers trained On green house management with NMNS experts at the Taiwanese Farm ➤ New Research MoA with KRIBB of Korea	
3. Herbarium Expansion and Development ➤ Planning and construction of office extension ➤ Development of multi- year budget for National Plant research Laboratory			➤ Actual construction of office extension was not achieved. ➤ Positive preliminary results for Development Budget - New Lab project 2014-2016	Late processing of building plans
4. Botanical Garden Development ➤ construction of nursery office, Public ablution and recreational Leaf hut. ➤ Development of multiyear budget for Garden Fencing and Landscaping ➤ Continuous general upkeep of public open space			➤ Construction unachieved ➤ Positive preliminary results for Development Budget -Fencing & Landscaping project 2014-2019. ➤ Public open space maintained ➤ New Green house facility being used ➤ Increased collection of native orchids ➤ New collection of Overseas orchids	Late processing of building plans

Research

Throughout the year, 8 collaborative expeditions were done in three provinces with the National Museum of Natural Science of Taiwan. Approximately 2000 specimens (excluding duplicates) were collected in Guadalcanal, Isabel and the Western provinces. (Refer to appendices for Research Tables). It is obvious that the Division is incapable of running its own research expeditions due to low budgets.

4.0 CONCLUSION

The Division has made much effort in 2013 to accomplish what is required in its work plan and that of the ministries cooperate plan. However, there is still room for improvement. Therefore, it look forward to improving on its weaknesses in 2014.



Oversea orchids transplanted from vials



Oversea Orchids at 5-6 months old in Green House getting acclimatized



Plants propagated in Green House at Taiwan Research Farm by NHBG officers



Plant Specimens in the Herbarium

Chapter 8 GENERAL ANALYSIS AND OBSERVATIONS

8.1 Constraints and Difficulties

In the process of implementing the 2013 work plan, most Divisions performed below the expected performance and output levels. This is resulted from several factors as highlighted by each Division, the main constraint as common that leads to lower performance is insufficient resource that includes;

- a. Insufficient funding allocation
- b. Limited support services and logistic
- c. Lack of good working environment – office space
- d. Poor Communication and IT equipment and services
- e. Ageing and incompetent manpower
- f. Poor working culture and coordination team work
- g. Poor supervision and management
- h. Out dated Legislation and regulations
- i. Out dated management structure and organization

8.2 Future forecast and projection

The Forestry sector is a major economic productive sector that contributes to the National Economy. It will be still the major foreign revenue earner in the next 5 years. In this context, maximizing benefit through revenue needs to be fully supported and prioritize. As has been observed, the Divisions dealing with revenue capture performed poorly in 2013, and this has to be improved in the coming years. There is urgent need to review the organizational arrangement and resource allocation to improve productivity. It is obvious that the Timber extraction Sector is poorly performing and there is need for a full review of the whole sector with highlighted constraints and gaps to improve revenue collection.

Round log export being the biggest revenue earner is expected to decrease due to depleting commercial timber stand, more focus should be given to the Timber milling and processing program. Already the Divisions have established platforms for development in this sector and more resource needs to allocated especially in the organizational management and facilitation of the programs. Value added timber products have huge economic potential and must be encouraged as the next revenue earner in the Forestry sector.

The plantation development program has been fully implemented and participation by the rural out growers has been impressive and encouraging. This is another program that has high potential for economic benefit especially directly to the rural out-growers. In the past years the planting target of 500 hectares per year has not been met. This needs to be reviewed to improve and increase planting in the future. The provision of subsidy needs to be addressed as the driving force to promote participation by the resource owners and communities.

Whilst wood products currently dominate the forestry productive sector, there is more attention and focus on the non wood forestry products, especially in the currently global actions to mitigate and address climate change. Hence, there potential to participate and benefit from environmental sustainable programs such as:

- a. Carbon Trade REDD+
- b. Biodiversity Conservation
- c. Non wood forest product, (medicine, latex, resin, flower etc)
- d. Eco tourism and recreation
- e. Habitat Conservation
- f. Environmental services (watershed, ecology, natural cycles, protection etc)

There have been initial work being undertaken and needs to promoted through strong secured partnership with stakeholders.

8.3 Recommendations

The main recommendation for to address pressing issues and constraints and to enhance performance and progress in the future are as follows

1. Review and establishment of appropriate legislations and regulations.
The Forest Utilization Act
The Forest Resource Integration Management Act
The Forest Plantation Act
The Forest Carbon Management Act
The Forest Protection and Conservation Act
2. Review and restructuring of the Ministry organization and management
3. Proper resource management and service facilitation
4. Review of the manpower and establishment structure (training)
5. Improve working condition and environment
6. Promote stake holder engagement and coordination

8.4 Conclusion

The 2013 working year for the Ministry of Forest and Research has been a challenge as well as satisfying to a certain degree. In general the Ministry has implemented its work plan and achieved a lot, however not to the expected productivity output as anticipated. There were challenges and constraints faced, some of which were beyond the Ministry capacity to address.

The forest sector encompasses all nine provinces to some of the very remote locations that difficult to access and work under. Hence, the need ever present need for appropriate resources allocation is crucial. As observed in the Divisional reports, insufficient resource allocation is a priority need to drive progress and productivity. The Forest Industries Division need to be well supported and resourced to enhance revenue capture to ascertain and ensure true value of timber is received.

Also, the new forest development programs have not been fully supported such as the Out-growers tree planting, Sustainable Forest Management, Biodiversity Conservation and Timber Processing. These are the potential Forest Development Programs that would replace the log export sector that is current depleting.

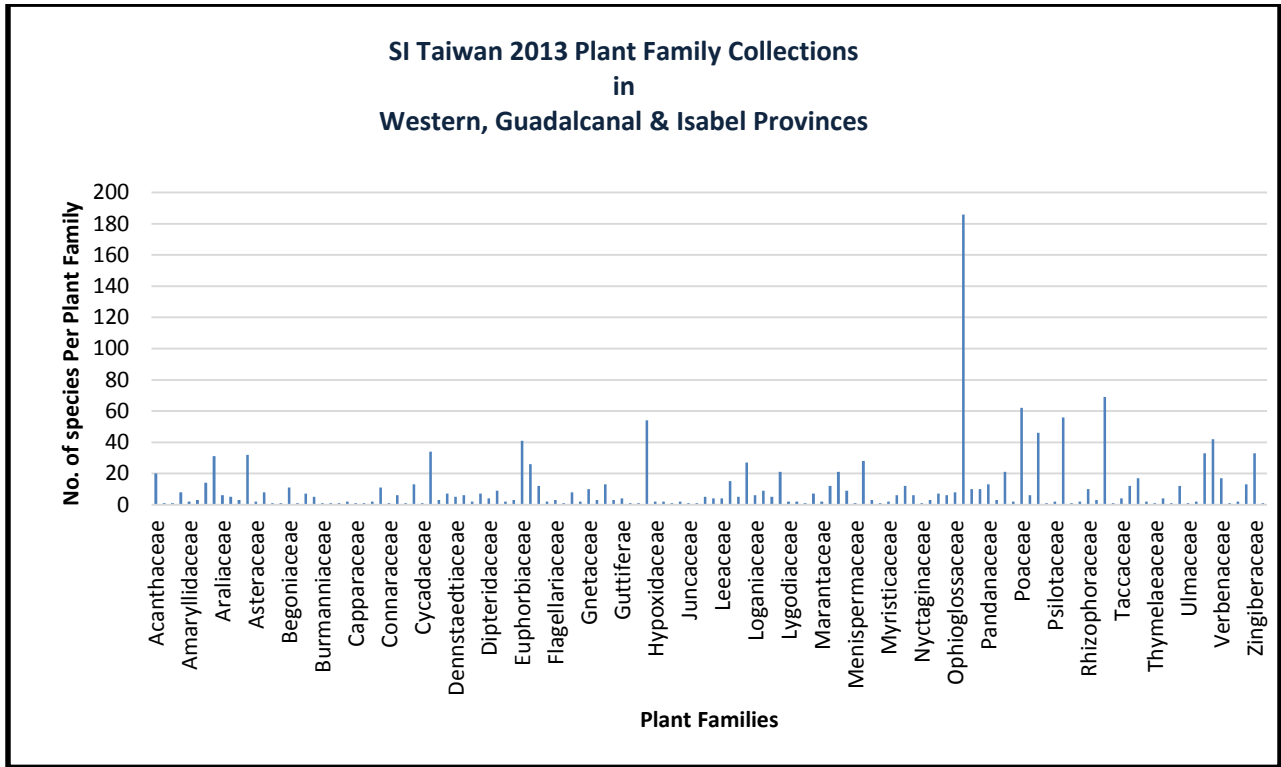
To ensure sustainability and continuous benefit of the forest resource there needs to be an effective collaborative approach through better and committed stakeholder participation.

Our forest the sustenance to our livelihood, our nation and the environment we shelter for survival. Our forest, our future.

Together, we Own, Manage and Benefit

ANNEXES

ANNEX A 2013 Plant collections by SI Taiwan Collaborative Research NHBGD



ANNEX B VATA TIMBER PURCHASE AND SALES FROM JANUARY TO DECEMBER 2013

MONTHS	JAN	FEB	MAR	APRIL	MAY	JUNE	JULY	AUG	SEPT	OCT	NOV	DEC	TOTAL
PURCHASES													
<i>SPECIES</i>													
VITEX													
-6x2,1.5,3,4,5,6	6.291	17.028	1.913	31.806	4.705	1.984	1.582	17	9.625	17.199	11.059	2.888	123.08
-other sizes	0.874	23.659	1.105	7.823	1.549	0.437	4.173	4.755	3.95	2.449	4.445		55.219
KWILA	1.457	1.738		5.587	2.248	4.557		0.129	6.533			0.407	22.656
ROSEWOOD	4.585	4.306		3.339	0.614		0.4	12.028	4.772	21.508	19.642	14.081	85.275
AKWA													
-6x2		1.463		1.749	0.016		3.085		7.878	0.675	11.172	2.786	28.824
-6x1.5	5.177	9.961		1.633	0.657	11.236	3.916		11.993	0.012	0.978	8.157	53.72
TOTAL VOLUME (m3)	18.384	58.155	3.018	51.937	9.79	18.214	13.16	33.912	44.751	41.843	47.296	28.319	368.774
TOTAL VALUE (SBD\$)	66,469.10	193,821.1	10,040.20	182,938.4	35,169.40	60,794.60	39,992.90	127,683.8	98,255.60	162,230.4	169,766.6	106,329.1	1,253,491.6
TIMBER SALES													
<i>SPECIES</i>													
VITEX													
-6x2,1.5,3,4,5,6	23.509	4.301	4.86	12.151	39.425	8.451			14.11	8.325	38.413	11.575	165.12
-other sizes	11.435	4.838	3.879	14.617	15.323	8.256			12.095		0.348		70.791
KWILA		13.837	20.348		2.645	2.537							39.367
ROSEWOOD			4.102	8.952	6.565	1.082			10.308	4.933	26.675	23.841	86.458
AKWA													
-6x2		6.316	0.268		2.199				3.344	4.134	9.557	7.554	33.372
-6x1.5		4.801	1.414		3.975	13.48			11.265	1.968		6.756	43.659
TOTAL VOLUME (m3)	34.944	34.093	34.871	35.72	70.132	33.806			51.122	19.36	74.993	49.726	438.767
TOTAL EXPORT VALUE(SBD\$)	34.944	34.093	34.871	35.72	70.132	33.806			51.122	19.36	74.993	49.726	438.767
NUMBER OF CONTAINER	2	2	2	2	4	2	0	0	3	1	4	3	25

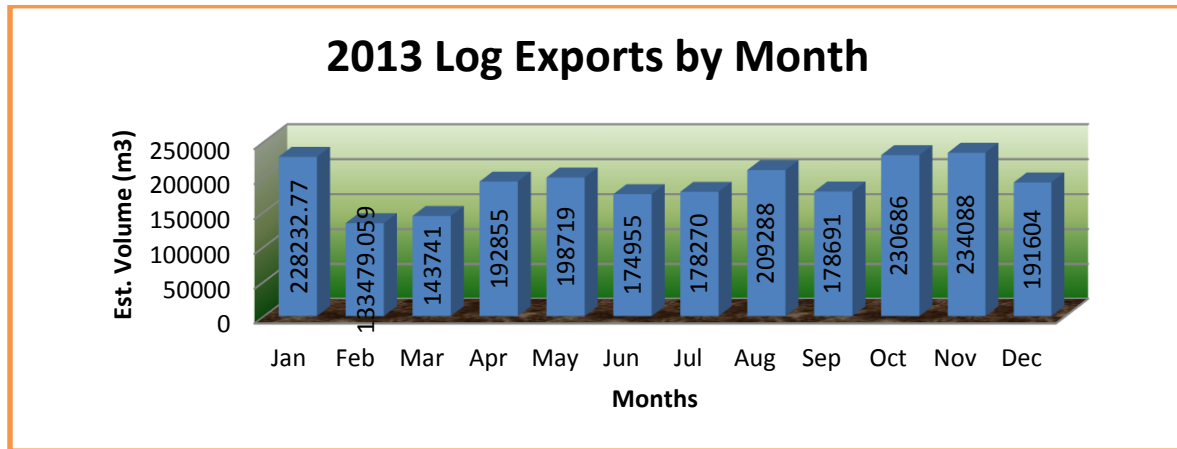
ANNEX C Forest Industries Division Activities and Achievements

Activities	Achievements	Remarks
✓ Market Price Intelligence <ul style="list-style-type: none"> ➤ Quarterly review of determined price schedule 	<ul style="list-style-type: none"> ➤ Implemented: Determined Value Schedule when Reviewed and gazetted, ➤ (1) effected 1 January 2013 to 31 March 2013 ➤ (2) effected 1 April to 30 June 2013 ➤ (3) effected 1 July to 30 September 2013 ➤ (4) effected 1 October 2013 to 31 December 2013 	Function taken over by Economic Reform Unit of the Ministry of Finance. Need to liaise with them in reviewing of schedules. Ministry just implements schedules when gazetted
✓ Monitoring of Log Export <ul style="list-style-type: none"> ➤ Re-development of log export database ➤ Assessing, Processing of Log export application and recommend to Commissioner of Forest for issuance of Market Price Certificate (MPC). ➤ Revenue Tracking ➤ Producing reports on log export <ul style="list-style-type: none"> ➤ Monthly ➤ Quarterly ➤ Annual report 	<ul style="list-style-type: none"> ➤ Total of 893 MPC's issued, of these 7 were cancelled. Estimate volume 2,294,609 m3 with the estimate value of US\$262,748,136. ➤ 118 licences were operational during the year ➤ Liaised with Customs and Exercise Division for collection of Shipping Bill (C25) to reconcile approved log export applications continued ➤ Though without a database, spreadsheet copy of summaries updated and maintained 	<ul style="list-style-type: none"> ➤ Bids done but not approved to implement. ➤ Without a database; faced with difficulty in proper production of various reports
✓ Facilitation and processing of sawn timber export <ul style="list-style-type: none"> ➤ Re-development of sawn timber database. ➤ Assess and prepare applications for issue of permits by the Commissioner of Forests ➤ Production and Publication of reports <ul style="list-style-type: none"> ➤ Monthly ➤ Quarterly ➤ Annually 	<ul style="list-style-type: none"> ➤ Total of 341 permits issued to 40 exporters of which 5 sent samples only. Volume exported 13,267.346 m3. Value: AUD368,066.38, US\$632,831.86 & SI\$45,077,735.02 ➤ Though without a database, spreadsheet copy of summaries updated and maintained where reports generated upon request. 	Bids done but not approved to implement ➤ Without a database; faced with difficulty in proper production of various reports

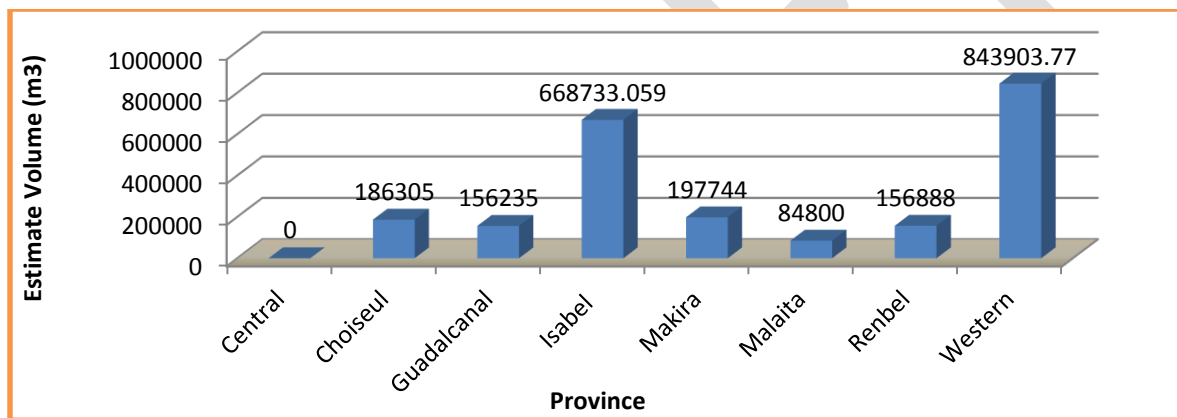
ANNEX D 2013 MONTHLY LOG EXPORT SUMMARY

	Estimate		Actual		Duty	MPC	
	Volume (m ³)	Value (US\$)	Volume (m ³)	Value (US\$)	Paid (SI\$)	Issued	Cancelled
Jan	228,233	26,179,645	114,187.576	4,659,007.04	18,329,063.79	89	1
Feb	133,479	15,222,427	83,991.850	5,473,875.060	14,339,410.56	57	3
Mar	143,741	17,043,768	69,134.509	7,592,679.32	12,303,044.22	46	0
Apr	192,855	22,522,345	26,031.193	3,020,006.18	0.00	76	0
May	198,719	23,069,979	23,841.559	2,648,572.30	0.00	88	0
Jun	174,955	19,848,234	27,442.128	3,159,819.37	1,040,594.04	64	0
Jul	178,270	20,064,503	38,282.765	4,304,385.89	4,198,197.72	80	0
Aug	209,288	23,531,061	58,114.746	6,592,288.07	6,634,762.86	93	2
Sep	178,691	19,814,237	146,261.119	15,841,441.79	22,967,854.76	66	0
Oct	230,686	26,649,576	214,068.913	22,226,113.85	43,093,201.97	83	0
Nov	234,088	26,691,064	212,629.420	21,069,982.73	39,353,211.65	90	1
Dec	191,604	22,111,296	177,430.490	18,935,087.63	36,636,143.40	61	0
Total	2,294,609	262,748,136	1,191,416.268	115,523,259.23	198,895,484.97	893	7

ANNEX E 2013 Log Exports by Month




ANNEX F 2013 Export by Province



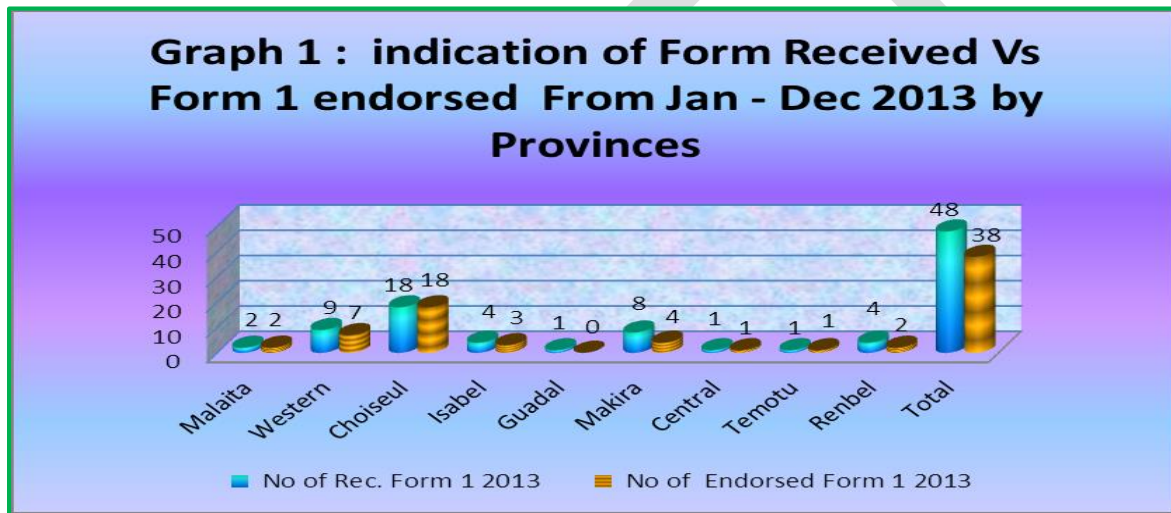
ANNEX G 2013 LOG EXPORT DESTINATION



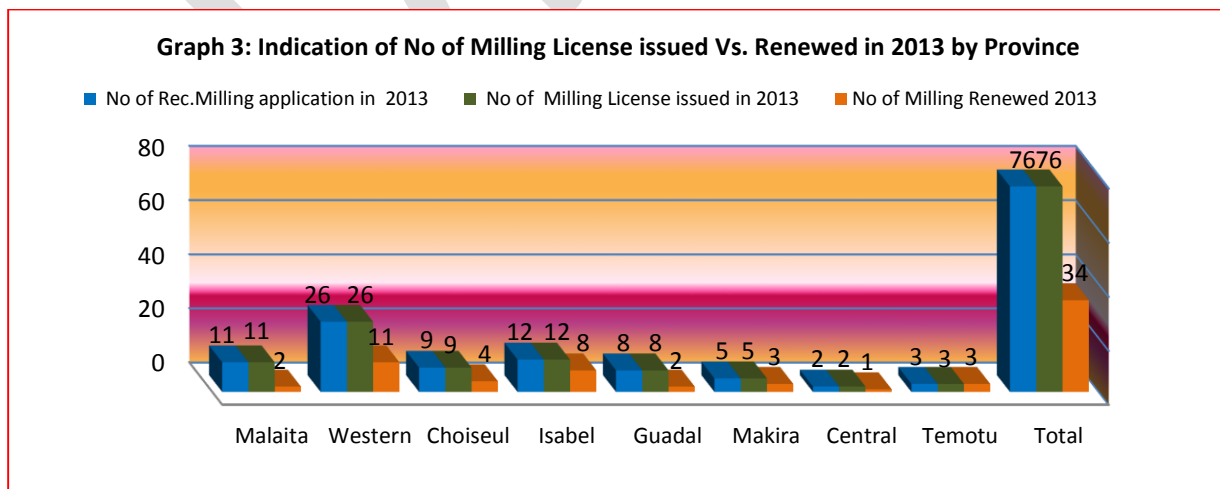
ANNEX H 2013 FELLING LICENSES ISSUED

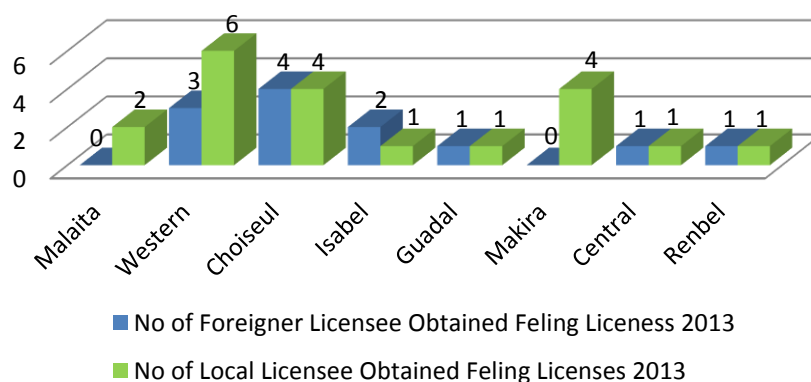


ANNEX I 2013 FORM 1 APPLICATION RECEIVED



ANNEX J 2013 MILLING LICENSES ISSUED



ANNEX K 2013 NUMBER OF LICENSE OWNERS
Graph 5: Indication of no of license owner issued 2013 by Provinces

ANNEX L 2013 OUT STATION EQUIPMENT STATUS

Station	OBM size	#	Status of OBM's	#OK	Canoe Type	#	Status of Canoes	Vehicle all 4x4	#	Status of Vehicle
Allardyce	40hp	1	Poor ,need replacement	0	Alum	1	Ok but need urgent repair	0	0	0
Auki	40hp	1	ok	0	Alum	1	Very old need replacement	Land cruiser	0	0 Sold on tender/ Auki need vehicle
Buala	40 hp	1	ok	0	Alum	2	Ok but need urgent repair	0	0	
Gizo	30, 30hp	2	Poor need replacement	0	Alum	2	Ok but need urgent repair	0	0	
Honiara	40hp	1	ok	1	Ray boat	1	Ok but need repair	Land cruiser	2	ok
Kirakira	30, 40hp	2	Poor need replacement 40hp	0	Alum	1	Ok but need urgent repair	0	0	
Lata	40hp	0	Need one	0		1	Ok	0	0	
Munda	2/30hp	2	Poor	1	Alum	1	Ok but need urgent repair	Toyota Hilux	1	ok
Seghe	2/30hp	2	Poor	1	Alum	2	Ok but need urgent repair	0	0	
Taro		2	poor	1	Alum	1	ok but need urgent repair	0	0	

ANNEX M 2013 SEEDLING NURSERY ESTABLISHMENT

	Location	Permanent	Fly Nursery	Stocking Capacity
Central Islands	Russell		1	5,100
	Hongo		1	4,000
	Tulagi		1	600
Guadalcanal	Savulei		1	4,600
Isabel	Gao & Buala		3	1,522
	Hograno Highlands		3	11,260
Malaita	Auki	1	5	3,996
	Dala		3	13,438
	Langalanga		1	200
	Afutara		3	23-0
	Buma		3	732
	Okwaia		1	498
Makira	Wainoni		8	908
	Haununu	1		3,500
	Bouro /Ugi		1	1,500
Temotu	Lata	1		20,500
Western	Simbo / Ranogga		3	4,900
Choiseul		1		21,500
Total		3	39	84,384